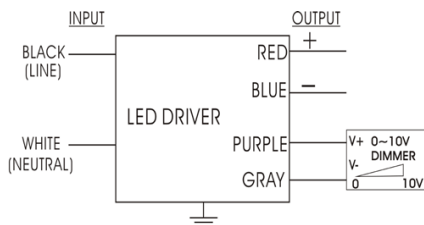


✓ **MULTI-CURRENT SWITCHING & DIMMING**

ELECTRICAL SPECIFICATIONS:

Output Power Max.	Input Power	Input Current	Min. PF (full load)	Max. THD (full load)	Output Voltage	Output Current	T case Max.	Min. Starting Temp.	Efficiency Up To	IP Rating	Dimming Protocol	Dimming Range
140W	167W	1.45@120V 0.64@277V	>0.9	<20	30-50V	2800mA +/- 5%	70°C	-40°C	90%	66	0 to 10V	10 to 100%
125W	141W	1.18@120V 0.51@277V	>0.9	<20	30-50V	2500mA +/- 5%	70°C	-40°C	89%	66	0 to 10V	10 to 100%
100W	114W	0.93@120V 0.4@277V	>0.9	<20	30-50V	2000mA +/- 5%	70°C	-40°C	88%	66	0 to 10V	10 to 100%
50W	58W	0.5@120V 0.22@277V	>0.9	<20	30-50V	1000mA +/- 5%	70°C	-40°C	87%	66	0 to 10V	10 to 100%

WIRING:



Wiring Lead Lengths

White	5.9"	Red	5.9"	Gray	5.9"
Black	5.9"	Blue	5.9"	Purple	5.9"

PHYSICAL:



Dimensions

Length	9.5"	Mounting Length	8.9"
Width	2.64"	Weight	xxx lbs.
Height	1.6"	Case Qty.	xxx

Thermal Switch set at 70°C case temperature

Driver Option:

- 12V Output Tap Wire
- IP 67 Rating

- 10% dimming, Dim-To-Off and 1%
- 10Kv Surge Protection

Consult Factory for model number and form factor

SAFETY & PERFORMANCE:

- UL and cUL Recognized
- UL Outdoor Type I
- Class A sound rating
- No PCBs
- Overload Protection

- Open/Short Circuit Protection
- LED driver has a life expectancy of 100,000 hours at Tcase of ≤70°C
- Warranty: 7 yrs based on max case temp of <70°C;

- Input/Output Isolation
- FCC Title 47 CFR Part 15
- Surge Protection (6 KV)

INSTALLATION:

- LED drivers shall be installed inside electrical enclosures
- 18 AWG 600V/105C tinned strand copper lead-wires are required for installation
- Max Remote installation distance is 25 ft
- LED driver cases should be grounded



*AC Electronics/AC LED Power Designs warrants to the purchaser that each LED Driver will be free from defects in material or workmanship for a period of 7 years when operated at max case temp of up to <70°C; when properly installed and under normal conditions of use. See aceleds.com for complete warranty policy.



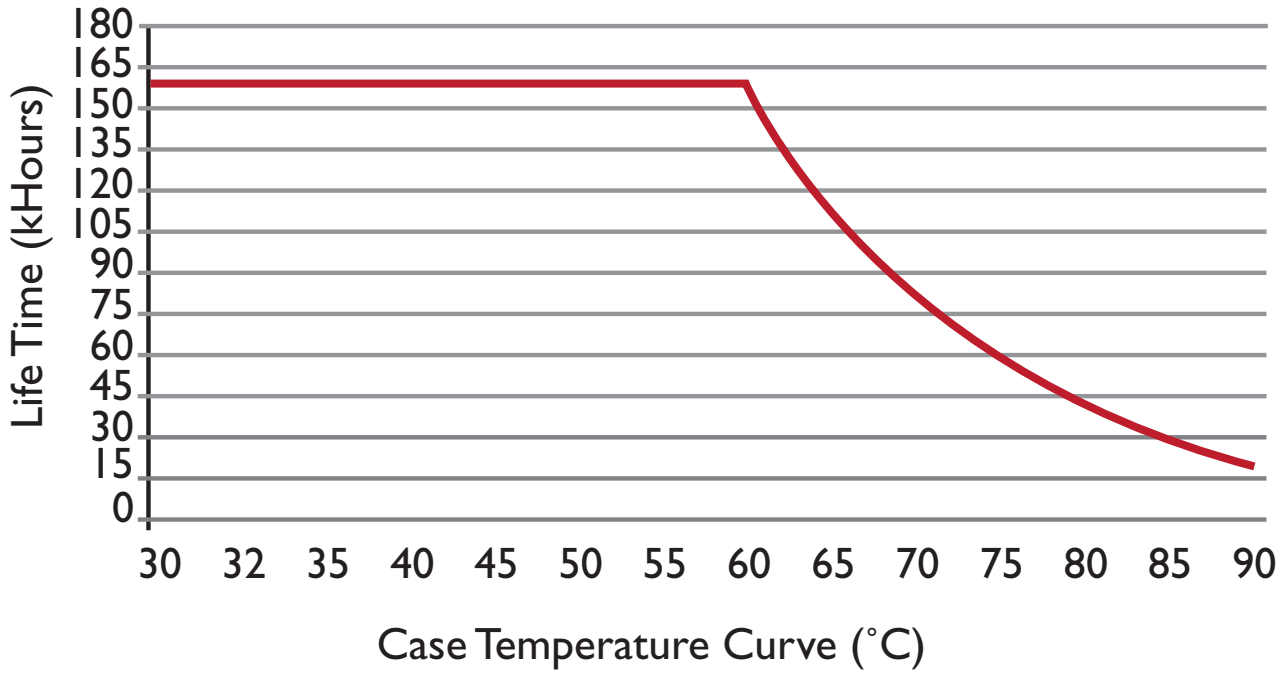
3401 Avenue D, Arlington, TX 76011 • 800-375-6355 • www.aceleds.com

Data is based upon tests performed by AC Electronics in a controlled environment and representative performance. Actual performance can vary depending on operating conditions. Specifications are subject to change without notice. All specifications are nominal unless otherwise noted.



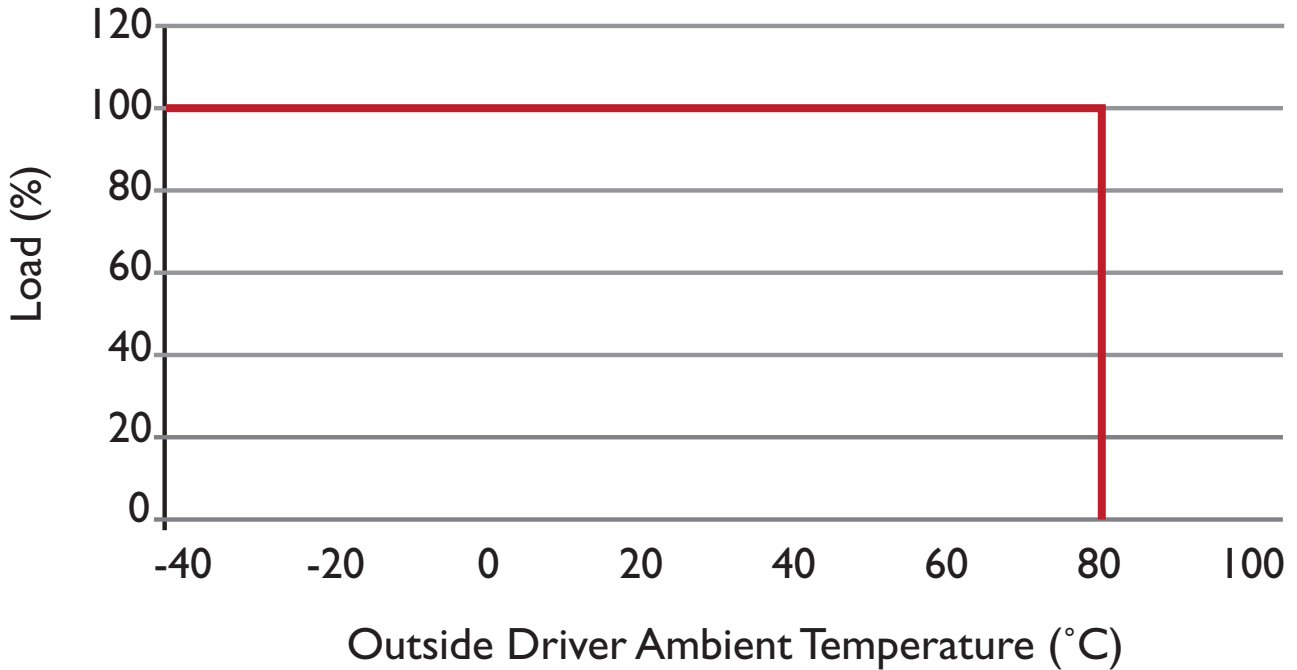
Performance Characteristics

Life Time v.s. Case Temperature Curve



Derating Curve

120Vac & 277Vac

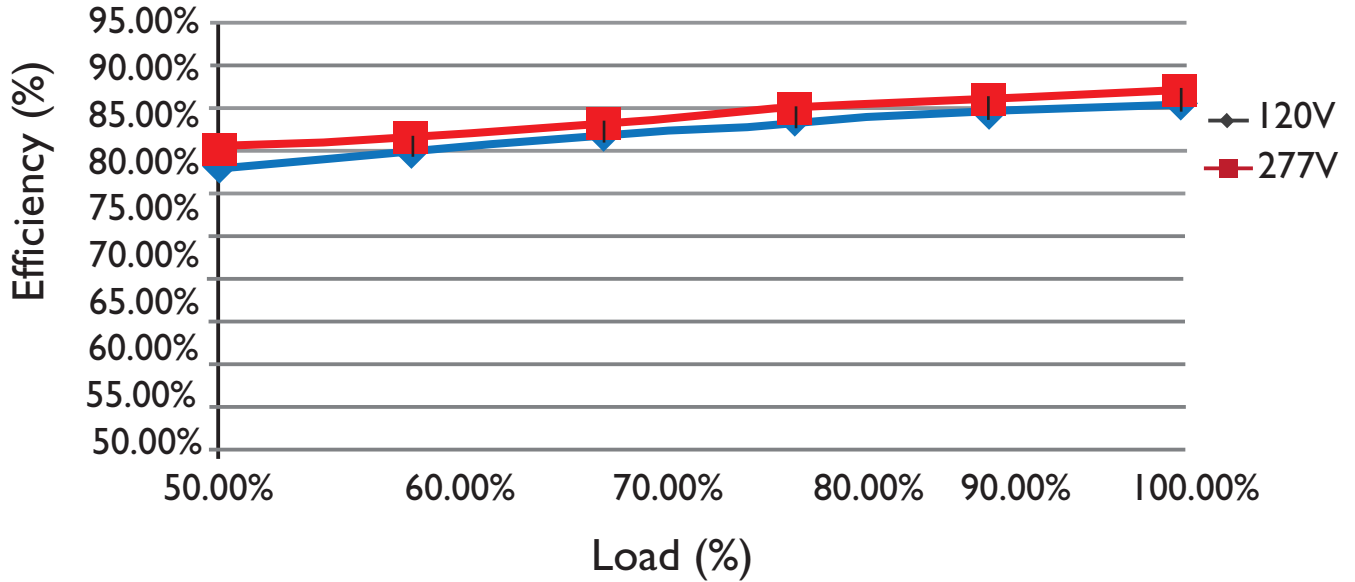


3401 Avenue D, Arlington, TX 76011 • 800-375-6355 • www.aceleds.com

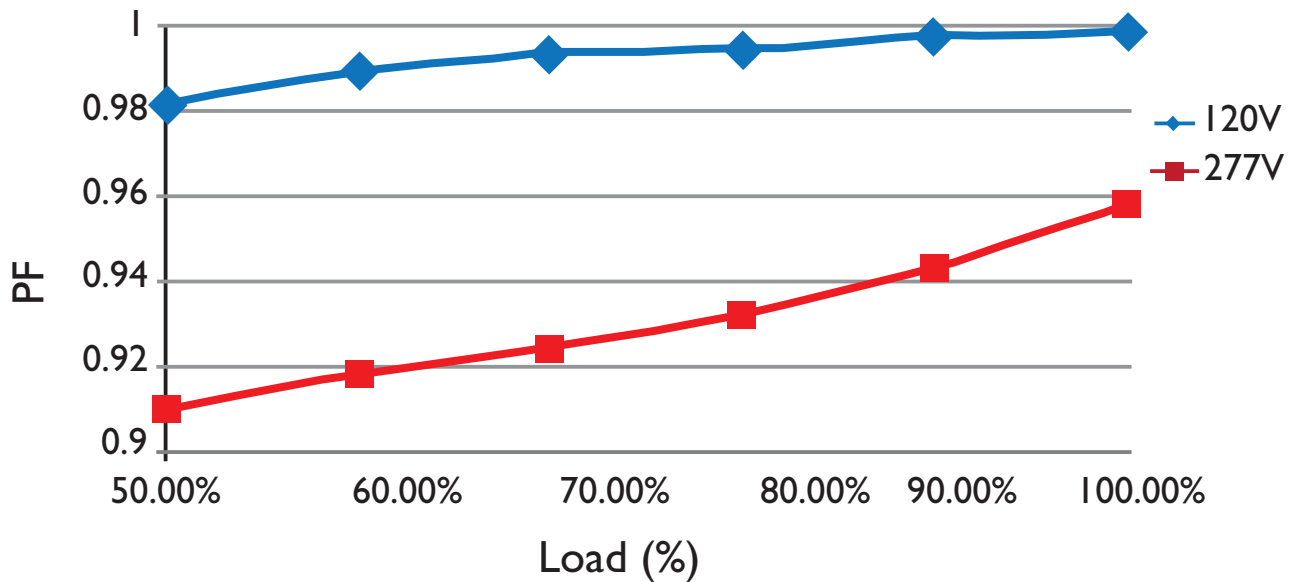
Data is based upon tests performed by AC Electronics in a controlled environment and representative performance. Actual performance can vary depending on operating conditions. Specifications are subject to change without notice. All specifications are nominal unless otherwise noted.

Performance Characteristics

Efficiency v.s. Load



Power Factor v.s. Load

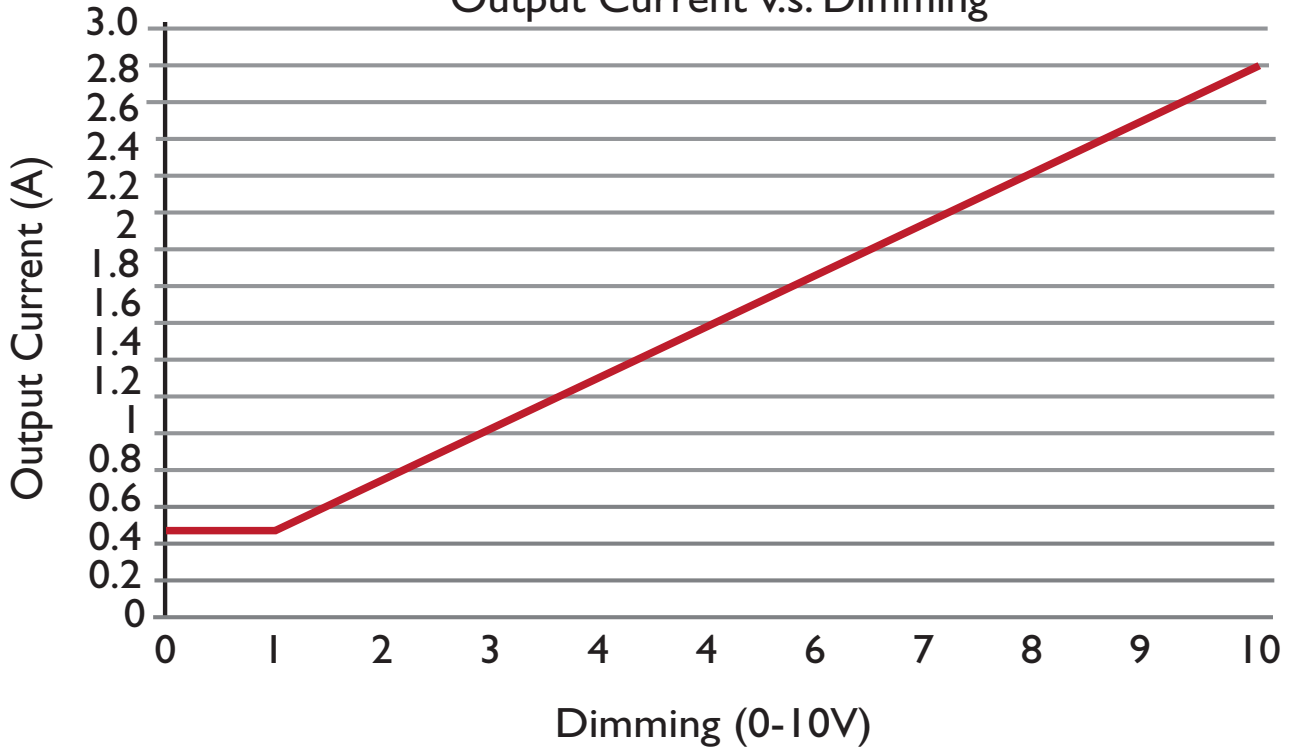


3401 Avenue D, Arlington, TX 76011 • 800-375-6355 • www.aceleds.com

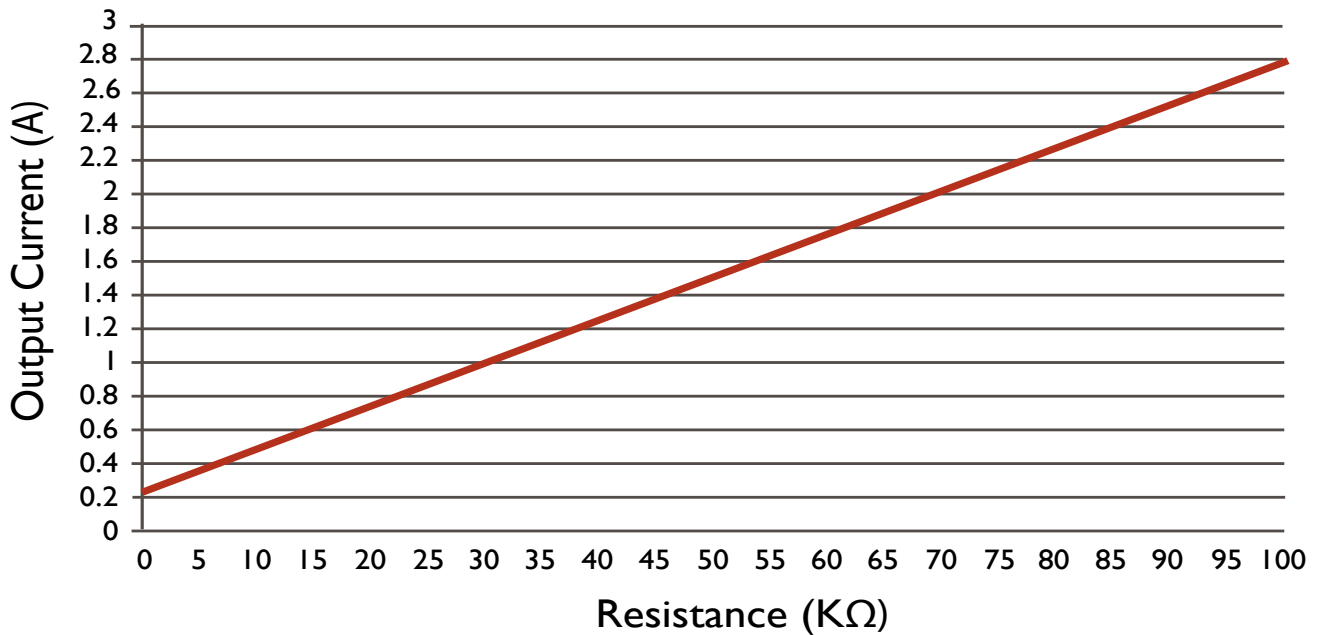
Data is based upon tests performed by AC Electronics in a controlled environment and representative performance. Actual performance can vary depending on operating conditions. Specifications are subject to change without notice. All specifications are nominal unless otherwise noted.

Performance Characteristics

Output Current v.s. Dimming



Output Current v.s. Resistance



3401 Avenue D, Arlington, TX 76011 • 800-375-6355 • www.aceleds.com

Data is based upon tests performed by AC Electronics in a controlled environment and representative performance. Actual performance can vary depending on operating conditions. Specifications are subject to change without notice. All specifications are nominal unless otherwise noted.