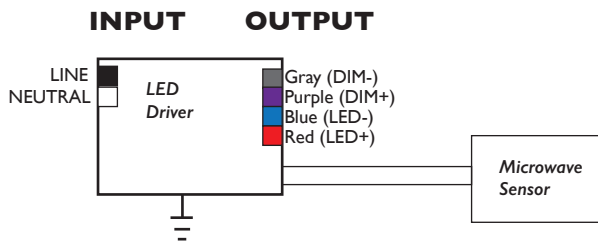


ELECTRICAL SPECIFICATIONS:

Output Power Max	Input Power	Input Current	Min PF (full load)	Max THD (full load)	Output Voltage	Output Current	T case Max	Min Starting Temp	Efficiency Up To
150W	170W	1.45A@120V 0.64A@277V	>0.9	<20	86-143V	1050mA +/- 5%	90°C	-40°C	90%

WIRING:



Lead Lengths

Black	5.9"	Blue	5.9"	Purple	7.1"
White	5.9"	Red	5.9"	Gray	7.1"

Microwave Sensor	18"
------------------	-----

Microwave Occupancy Sensor SPECS on the Back

PHYSICAL:



Dimensions

Length	9.5"	Height	1.6"
Width	2.6"	Mounting Length	8.9"

- Dimming Protocol 0 to 10V
- Dimming Range 10 to 100%
- Driver Switches to full brightness when area is occupied.
- Driver Switches to 0-10V dim setting when area is NOT occupied
- Pre-Set Dimming Capable - See Application Notes

SAFETY:

- UL and cUL Recognized
- UL Outdoor Type I
- Class A sound rating
- Overload Protection
- Open/Short Circuit Protection
- LED driver has a life expectancy of 50,000 hours at Tcase of ≤75°C
- LED driver has a life expectancy of 100,000 hours at Tcase of ≤65°C
- Warranty: 5 yrs based on max case temp of <75°C; 3 yrs based on max case temp of 90°C*
- Input/Output Isolation
- FCC Title 47 CFR Part 15
- Surge Protection (6 KV)

INSTALLATION:

- Max Remote installation distance is 18 ft
- LED driver cases should be grounded
- LED drivers shall be installed inside electrical enclosures
- 18 AWG 600V/105C tinned stranded copper lead-wires are required for installation



*AC Electronics/AC LED Power Designs warrants to the purchaser that each LED Driver will be free from defects in material or workmanship for a period of 5 years when operated at max case temp of up to <75°C; 3 years from date of manufacture when operated at a max case temp of up to 90°C when properly installed and under normal conditions of use. See aceleds.com for complete warranty policy.

3401 Avenue D, Arlington, TX 76011 • 800-375-6355 • www.aceleds.com

Data is based upon tests performed by AC Electronics in a controlled environment and representative performance. Actual performance can vary depending on operating conditions. Specifications are subject to change without notice. All specifications are nominal unless otherwise noted.



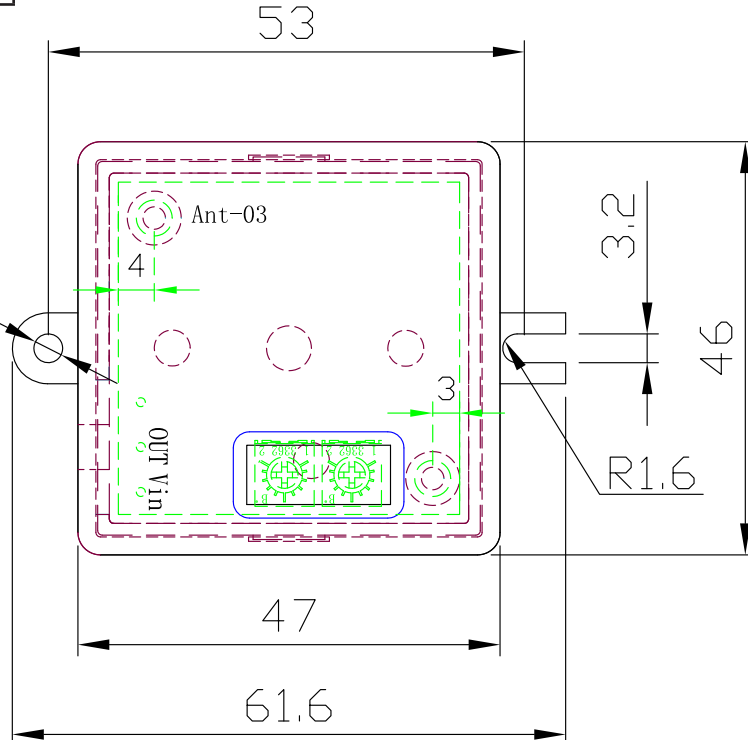
Microwave Occupancy Sensor Electrical Specifications

Operating Temperature	Sensitivity	Time Delay
-20~+50°C	10m Max	1 sec - 15 minutes

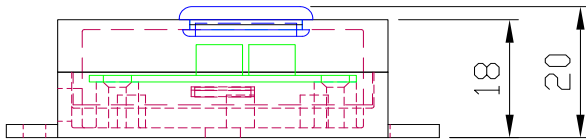
Dimensions

Length	2.38"	Height	0.71"
Width	1.77"	Mounting Length	2.1"

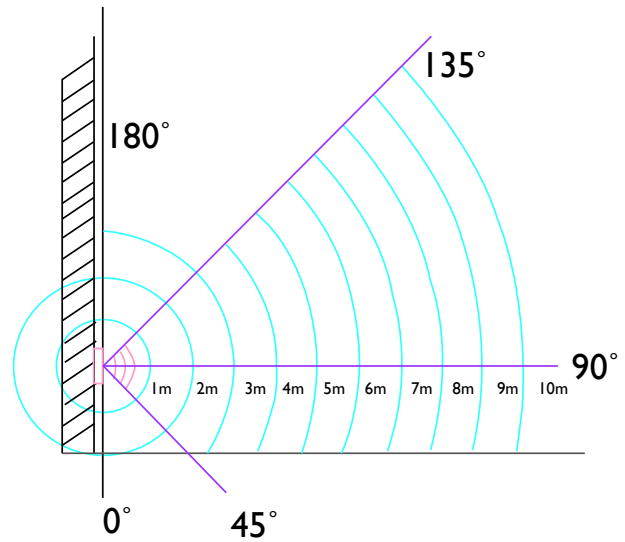
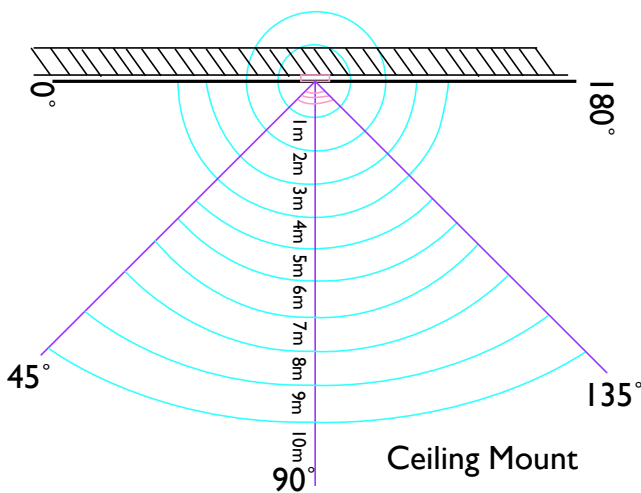
Enclosure - Microwave Sensor Dimensions on diagram in mm



Enclosure - Microwave Sensor - Height



Sensor Coverage Area



Wall Mount

3401 Avenue D, Arlington, TX 76011 • 800-375-6355 • www.aceleds.com

Data is based upon tests performed by AC Electronics in a controlled environment and representative performance. Actual performance can vary depending on operating conditions. Specifications are subject to change without notice. All specifications are nominal unless otherwise noted.