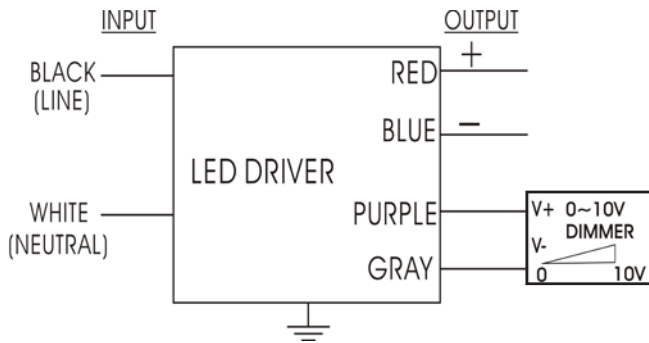



ELECTRICAL SPECIFICATIONS:

Output Power Max	Input Power	Input Current	Min PF (full load)	Max THD (full load)	Output Voltage	Output Current	T case Max	Min Starting Temp	Efficiency Up To	Dimming Protocol	Dimming Range
150W	170W	1.45A@120V 0.64A@277V	>0.9	<20	32-53.5V	2800mA +/- 5%	95°C	-40°C	88%	0 to 10V	10 to 100%

WIRING:

Lead Lengths

Black	5.9"	Blue	5.9"	Purple	7.1"
White	5.9"	Red	5.9"	Gray	7.1"

PHYSICAL:

Dimensions

Length	9.5"	Height	1.57"
Width	2.4"	Mounting Length	8.9"

SAFETY:

- UL and cUL Recognized
- UL Outdoor Type I
- Class A sound rating
- Overload Protection
- Open/Short Circuit Protection
- LED driver has a life expectancy of 50,000 hours at Tcase of ≤75°C
- LED driver has a life expectancy of 100,000 hours at Tcase of ≤65°C
- Warranty: 5 yrs based on max case temp of <75°C; 3 yrs based on max case temp of 90°C*
- Input/Output Isolation
- FCC Title 47 CFR Part 15
- Surge Protection (6 KV)

INSTALLATION:

- IP 66 Harsh Weatherproof
- Max Remote installation distance is 18 ft
- LED driver cases should be grounded
- LED drivers shall be installed inside electrical enclosures
- 18 AWG 600V/105C tinned stranded copper lead-wires are required for installation



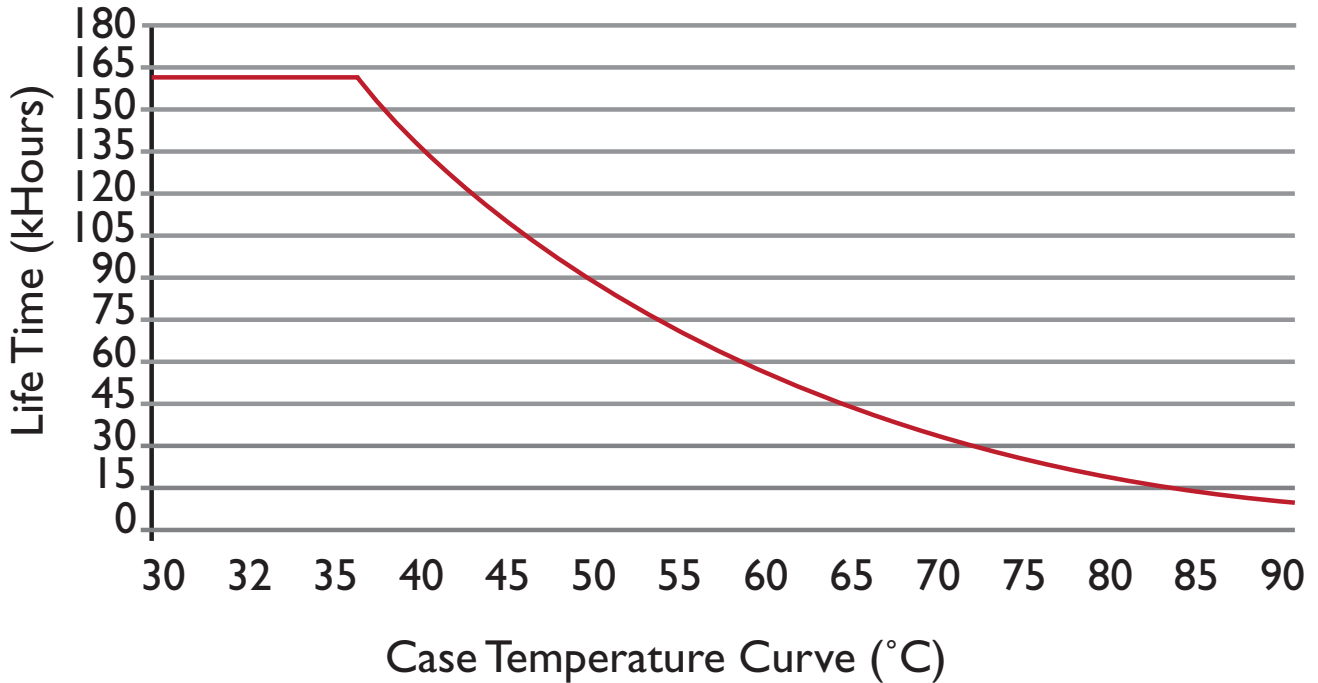
*AC Electronics/AC LED Power Designs warrants to the purchaser that each LED Driver will be free from defects in material or workmanship for a period of 5 years when operated at max case temp of up to <75°C; 3 years from date of manufacture when operated at a max case temp of up to 90°C when properly installed and under normal conditions of use. See aceleds.com for complete warranty policy.


3401 Avenue D, Arlington, TX 76011 • 800-375-6355 • www.aceleds.com

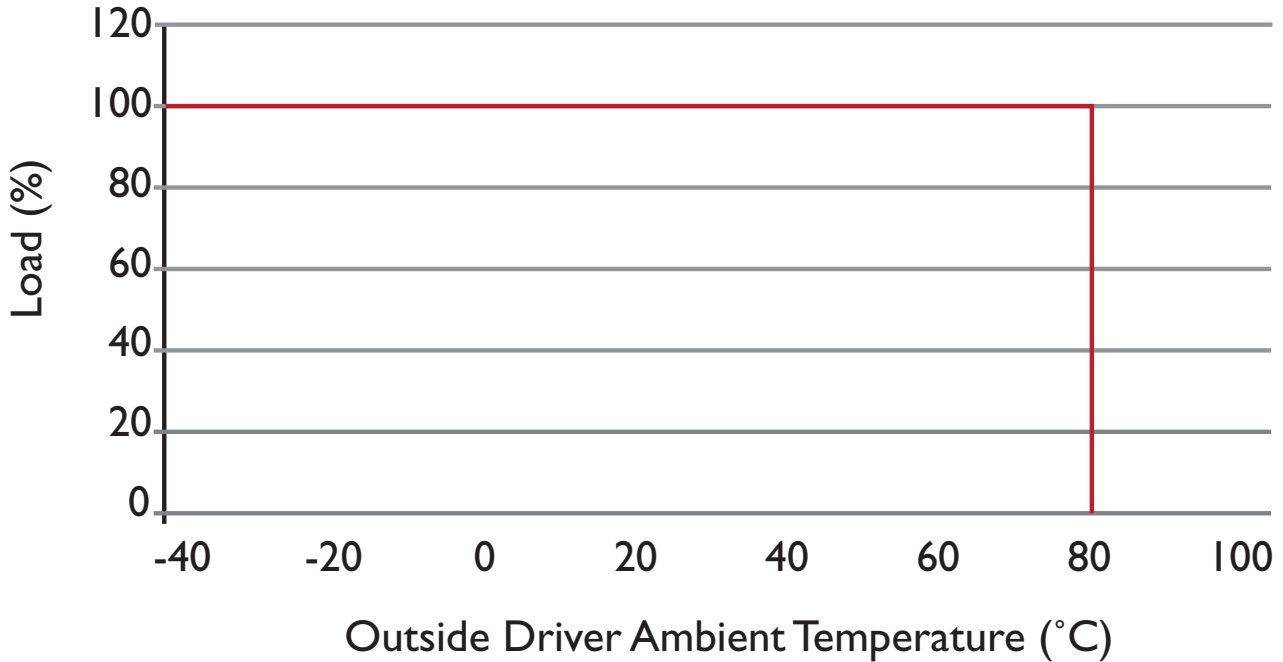
Data is based upon tests performed by AC Electronics in a controlled environment and representative performance. Actual performance can vary depending on operating conditions. Specifications are subject to change without notice. All specifications are nominal unless otherwise noted.



Performance Characteristics
 Life Time v.s. Case Temperature Curve



Derating Curve 120Vac & 277Vac

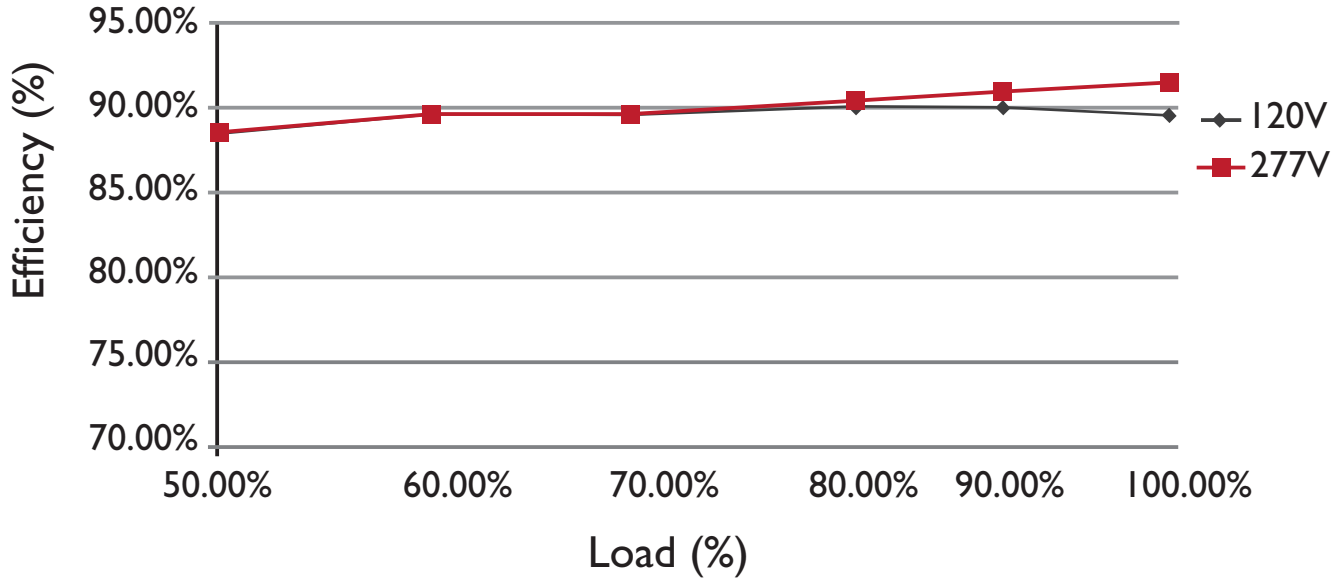


3401 Avenue D, Arlington, TX 76011 • 800-375-6355 • www.aceleds.com

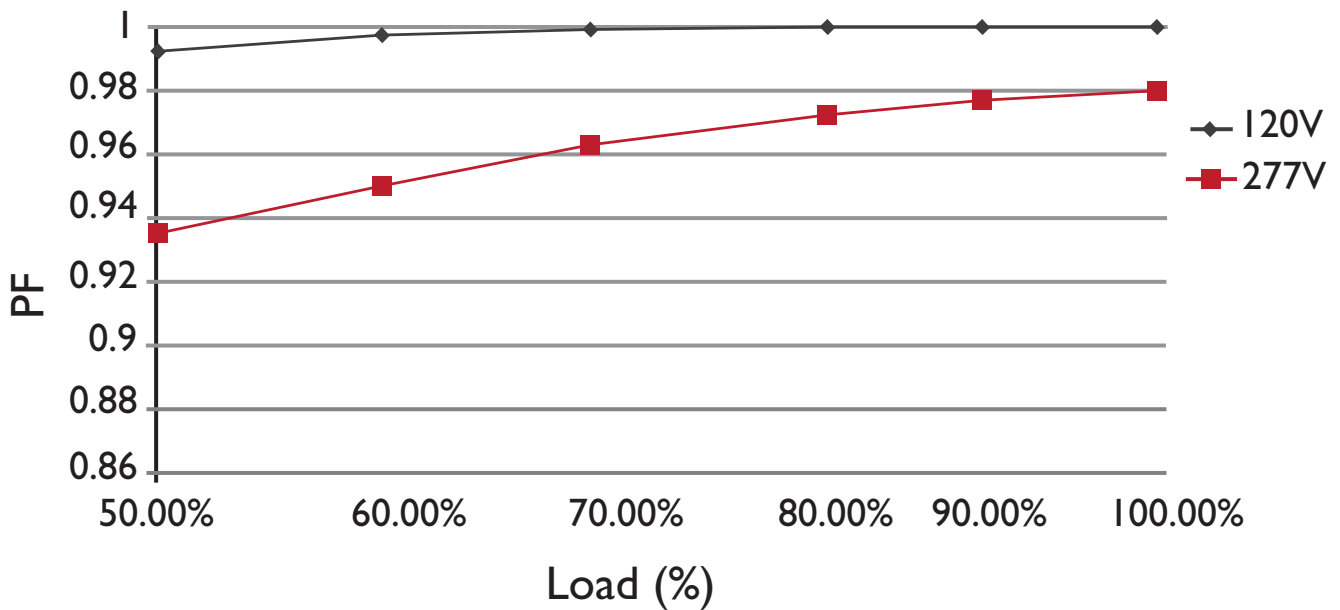
Data is based upon tests performed by AC Electronics in a controlled environment and representative performance. Actual performance can vary depending on operating conditions. Specifications are subject to change without notice. All specifications are nominal unless otherwise noted.

Performance Characteristics

Efficiency v.s. Load



Power Factor v.s. Load

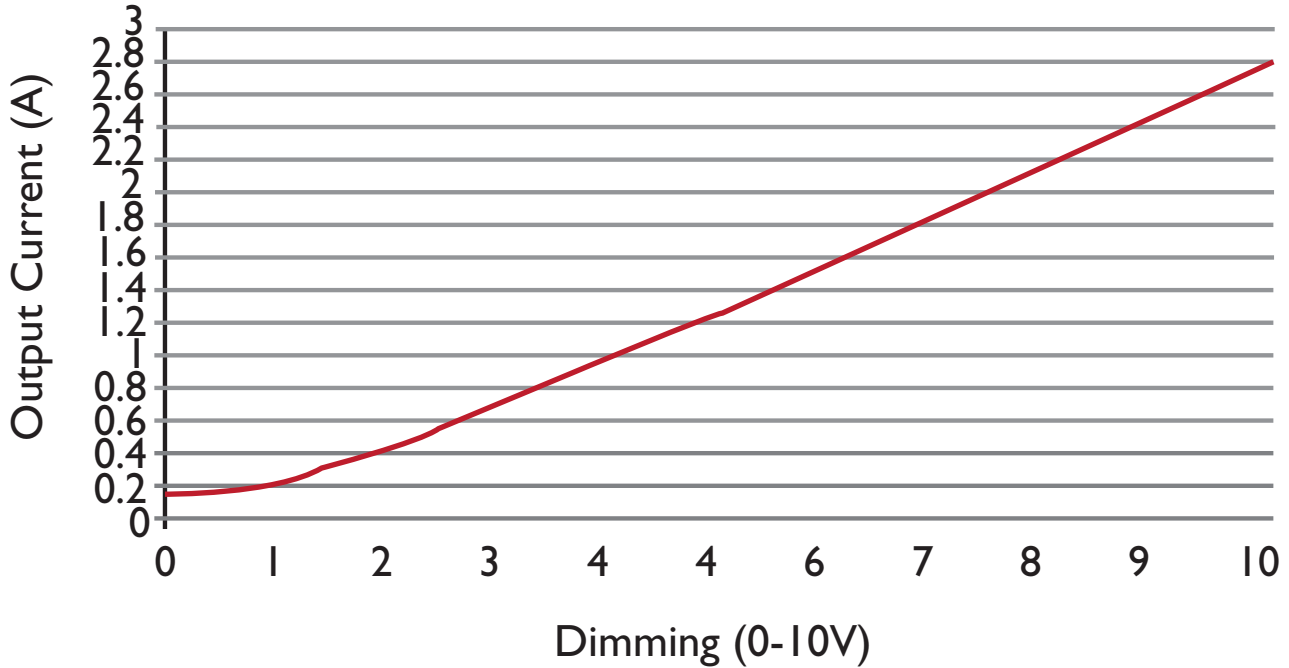


3401 Avenue D, Arlington, TX 76011 • 800-375-6355 • www.aceleds.com

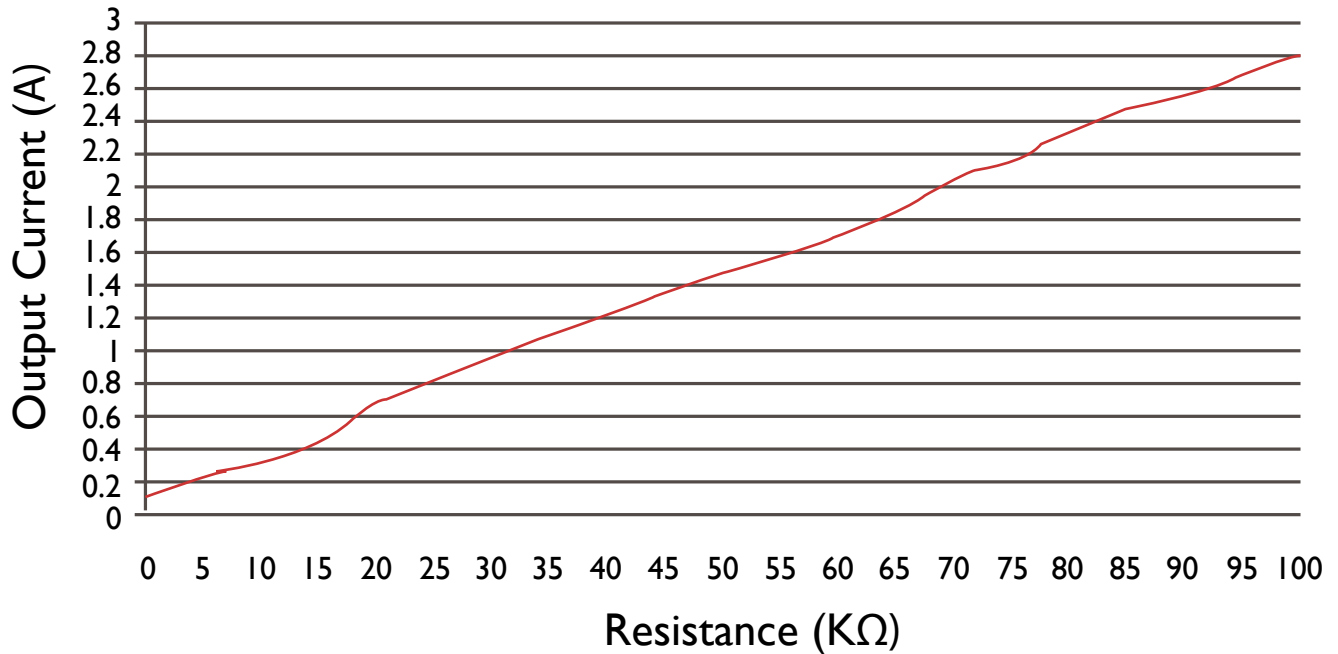
Data is based upon tests performed by AC Electronics in a controlled environment and representative performance. Actual performance can vary depending on operating conditions. Specifications are subject to change without notice. All specifications are nominal unless otherwise noted.

Performance Characteristics

Output Current v.s. Dimming



Output Current v.s. Resistance



3401 Avenue D, Arlington, TX 76011 • 800-375-6355 • www.aceleds.com

Data is based upon tests performed by AC Electronics in a controlled environment and representative performance. Actual performance can vary depending on operating conditions. Specifications are subject to change without notice. All specifications are nominal unless otherwise noted.