

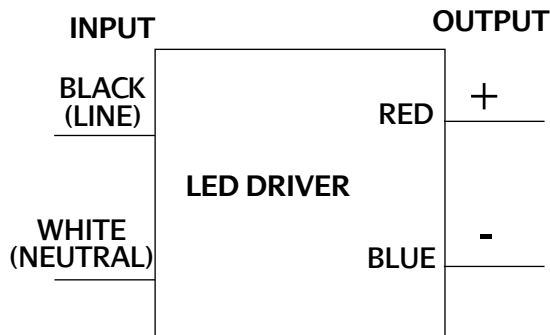
**Model Number
AC-30C833ABPP**

Input Voltage: 120 - 277V
Input Frequency: 50/60Hz
Bottom Mount/Leads

ELECTRICAL SPECIFICATIONS:

Output Power Max	Input Power	Input Current	Min PF (full load)	Max THD (full load)	Output Voltage	Output Current	T case Max	Min, Starting Temp	Efficiency Up To
30W	38@120V 37@277V	0.32@120V 0.13@277V	>0.9	20%	25-36V	833mA +/- 5%	90°C	-40°C	80%

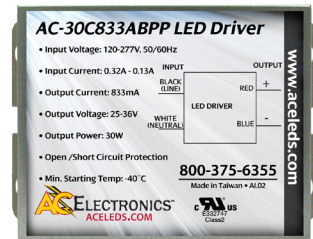

WIRING:



Lead Lengths

Black	5.9"	Blue	5.9"
White	5.9"	Red	5.9"

PHYSICAL:



Dimensions

Length	4.37"	Height	1.26"
Width	3.07"	Mounting Length	4.02"

SAFETY:

- UL and cUL Recognized
- UL Outdoor Type I
- Class A sound rating
- Overload Protection
- Open/Short Circuit Protection
- LED driver has a life expectancy of 50,000 hours at Tcase of ≤75°C
- LED driver has a life expectancy of 100,000 hours at Tcase of ≤65°C
- Warranty: 5 yrs based on max case temp of <75°C; 3 yrs based on max case temp of 90°C*
- Input/Output Isolation
- FCC Title 47 CFR Part 15
- Surge Protection (2 KV)

INSTALLATION:

- IP 66 Harsh Weatherproof
- Max Remote installation distance is 18 ft
- LED driver cases should be grounded
- LED drivers shall be installed inside electrical enclosures
- 18 AWG 600V/105C tinned stranded copper lead-wires are required for installation



*AC Electronics/AC LED Power Designs warrants to the purchaser that each LED Driver will be free from defects in material or workmanship for a period of 5 years when operated at max case temp of up to <75°C; 3 years from date of manufacture when operated at a max case temp of up to 90°C when properly installed and under normal conditions of use. See aceleds.com for complete warranty policy.



3401 Avenue D, Arlington, TX 76011 • 800-375-6355 • www.aceleds.com

Data is based upon tests performed by AC Electronics in a controlled environment and representative performance. Actual performance can vary depending on operating conditions. Specifications are subject to change without notice. All specifications are nominal unless otherwise noted.

