

Model Number AC-40CDI.4AQKE

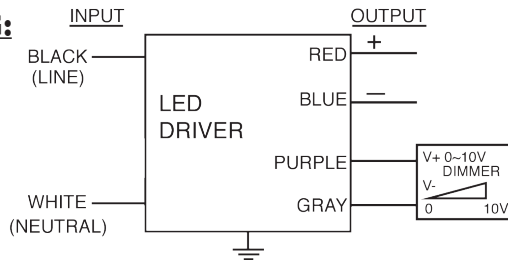
Input Voltage: 120-277V
Input Frequency: 50/60Hz
Side Mount/Leads

MULTI-CURRENT SWITCHING AND DIMMING


ELECTRICAL SPECIFICATIONS:

Output Power Max.	Input Power	Input Current	Minimum PF (full load)	Max. THD (full load)	Output Voltage	Output Current	T case Max.	Minimum Starting Temp.	Efficiency Up To	Dimming Protocol	Dimming Range
40W	48W @ 120V 47W @ 277V	0.40A @ 120V 0.17A @ 277V	>0.95	<20%	18-29V	1400mA±5%	90° C	-40° C	84%	0 to 10V	10 to 100%
33W	40W @ 120V 39W @ 277V	0.33A @ 120V 0.14A @ 277V	>0.95	<20%	18-29V	1140mA±5%	90° C	-40° C	84%	0 to 10V	10 to 100%
28W	34W @ 120V 33W @ 277V	0.28A @ 120V 0.12A @ 277V	>0.95	<20%	18-29V	980mA±5%	90° C	-40° C	84%	0 to 10V	10 to 100%
19W	23W @ 120V 22W @ 277V	0.19A @ 120V 0.08A @ 277V	>0.95	<20%	18-29V	670mA±5%	90° C	-40° C	84%	0 to 10V	10 to 100%

WIRING:



PHYSICAL:



Lead Lengths

Black	5.9"	Blue	5.9"	Purple	5.9"
White	5.9"	Red	5.9"	Gray	5.9"

Dimensions

Length	6.5"	Mounting Length	5.9"
Width	2.9"	Weight	0.83 lbs.
Height	1.18"	Case Qty.	40 pcs.

SAFETY & PERFORMANCE:

- UL and cUL Class 2
- UL Outdoor Type I
- Class A sound rating
- No PCBs
- IP66
- Open/Short Circuit Protection
- LED driver has a life expectancy of 50,000 hours at Tcase of ≤75°C
- LED driver has a life expectancy of 100,000 hours at Tcase of ≤65°C
- Warranty: 5 yrs based on max case temp of <75°C; 3 yrs based on max case temp of 90°C*
- Input/Output Isolation
- FCC Title 47 CFR Part 15
- Surge Protection (3 KV)

INSTALLATION:

- LED drivers shall be installed inside electrical enclosures
- 18 AWG 600V/105C tinned strand copper lead-wires are required for installation
- Max Remote installation distance is 18 ft
- LED driver cases should be grounded



*AC Electronics/AC LED Power Designs warrants to the purchaser that each LED Driver will be free from defects in material or workmanship for a period of 5 years when operated at max case temp of up to <75°C; 3 years from date of manufacture when operated at a max case temp of up to 90°C when properly installed and under normal conditions of use. See aceleds.com for complete warranty policy.



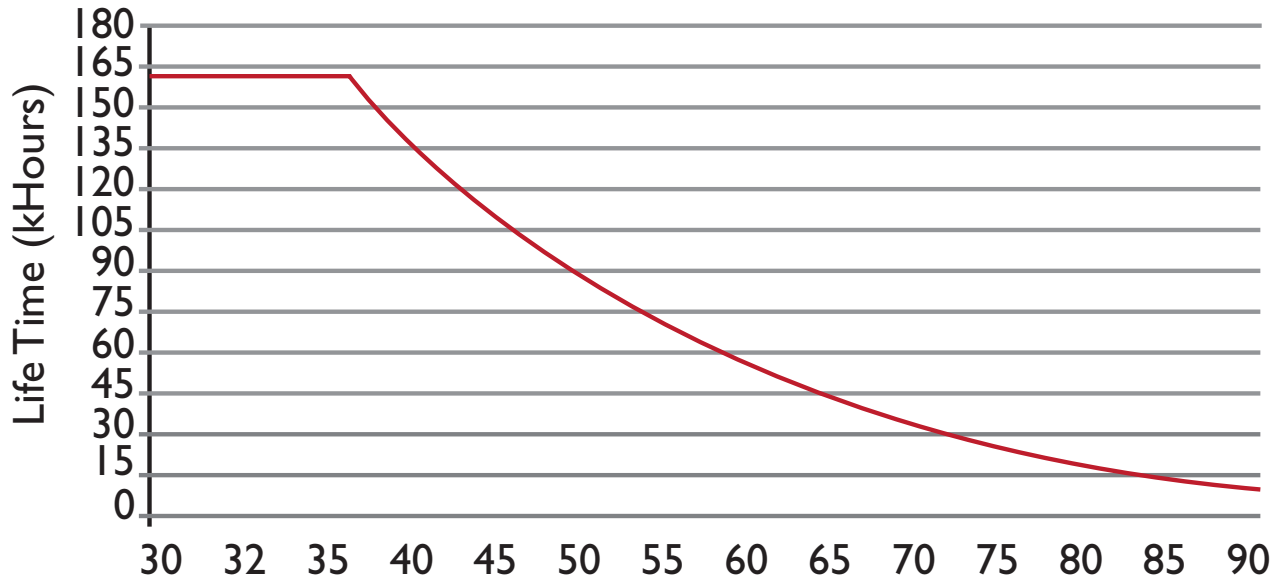
3401 Avenue D, Arlington, TX 76011 • 800-375-6355 • www.aceleds.com

Data is based upon tests performed by AC Electronics in a controlled environment and representative performance. Actual performance can vary depending on operating conditions. Specifications are subject to change without notice. All specifications are nominal unless otherwise noted.



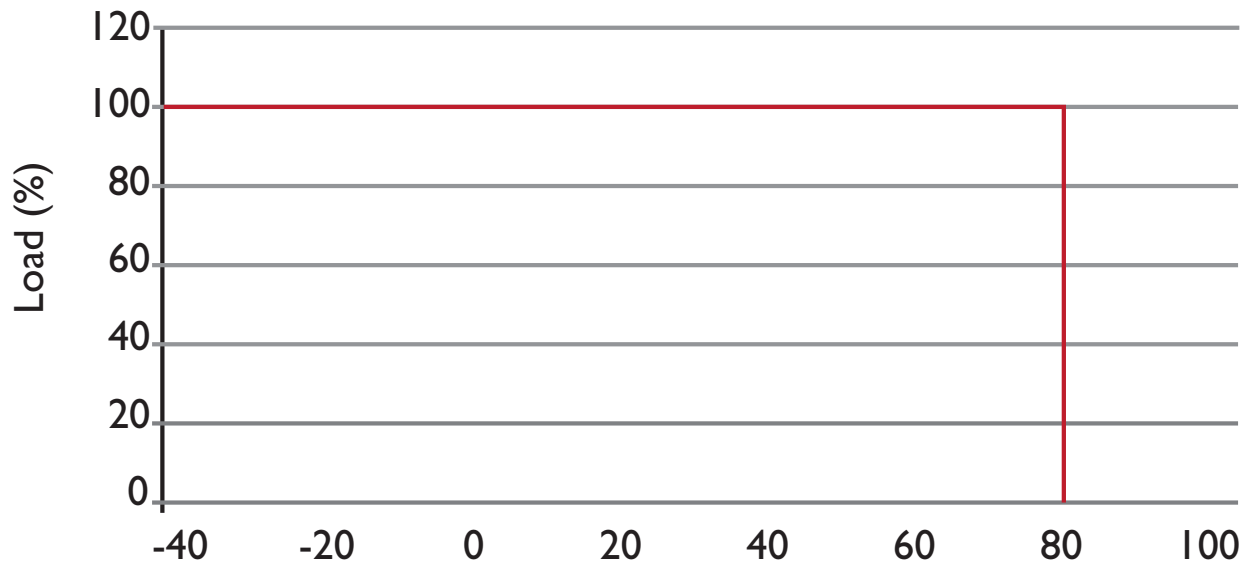
Performance Characteristics

Life Time v.s. Case Temperature Curve



Derating Curve

120Vac & 277Vac

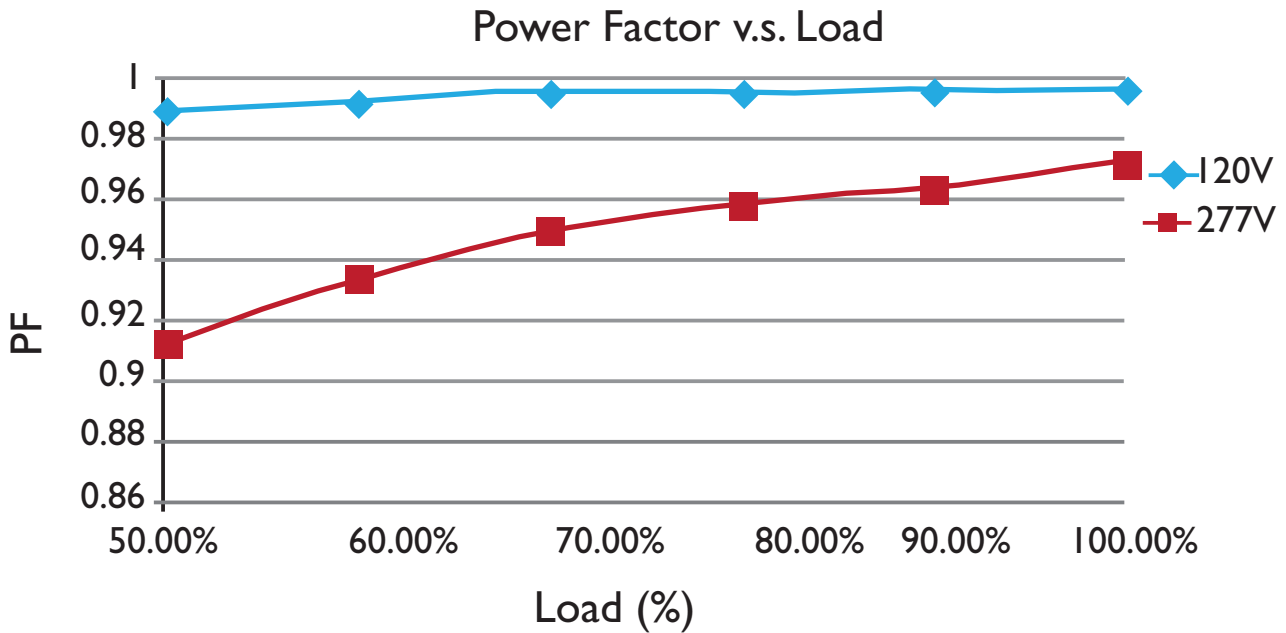
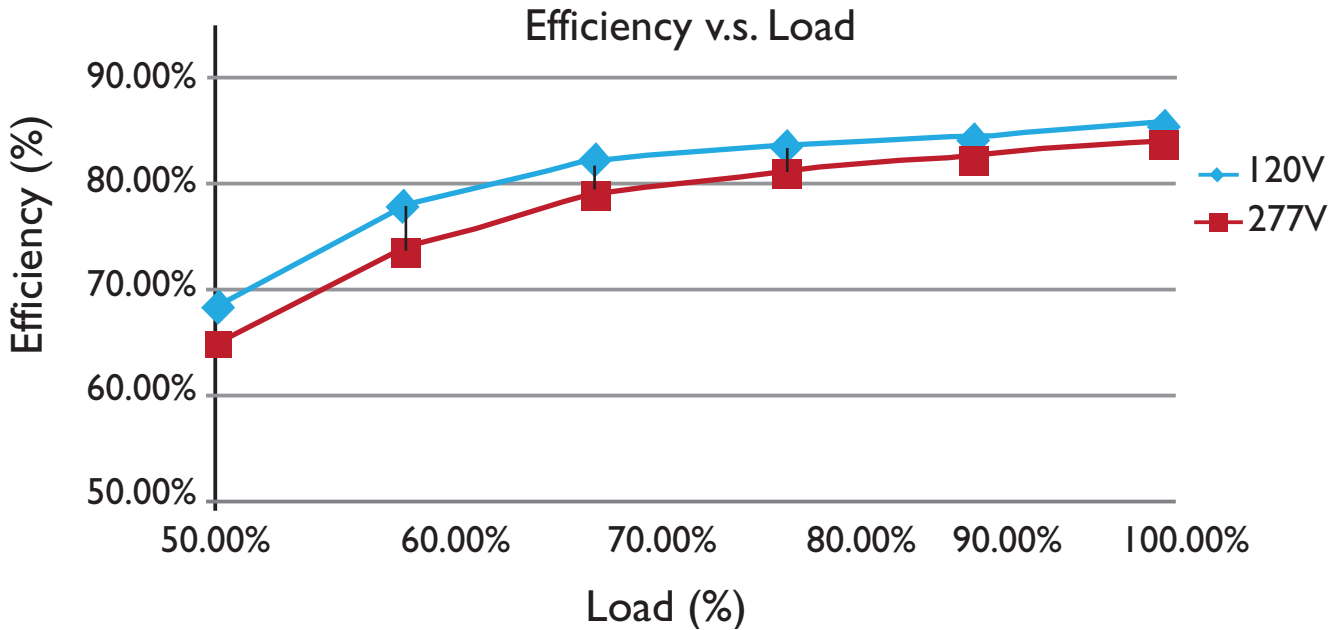


Outside Driver Ambient Temperature (°C)

3401 Avenue D, Arlington, TX 76011 • 800-375-6355 • www.aceleds.com

Data is based upon tests performed by AC Electronics in a controlled environment and representative performance. Actual performance can vary depending on operating conditions. Specifications are subject to change without notice. All specifications are nominal unless otherwise noted.

Performance Characteristics

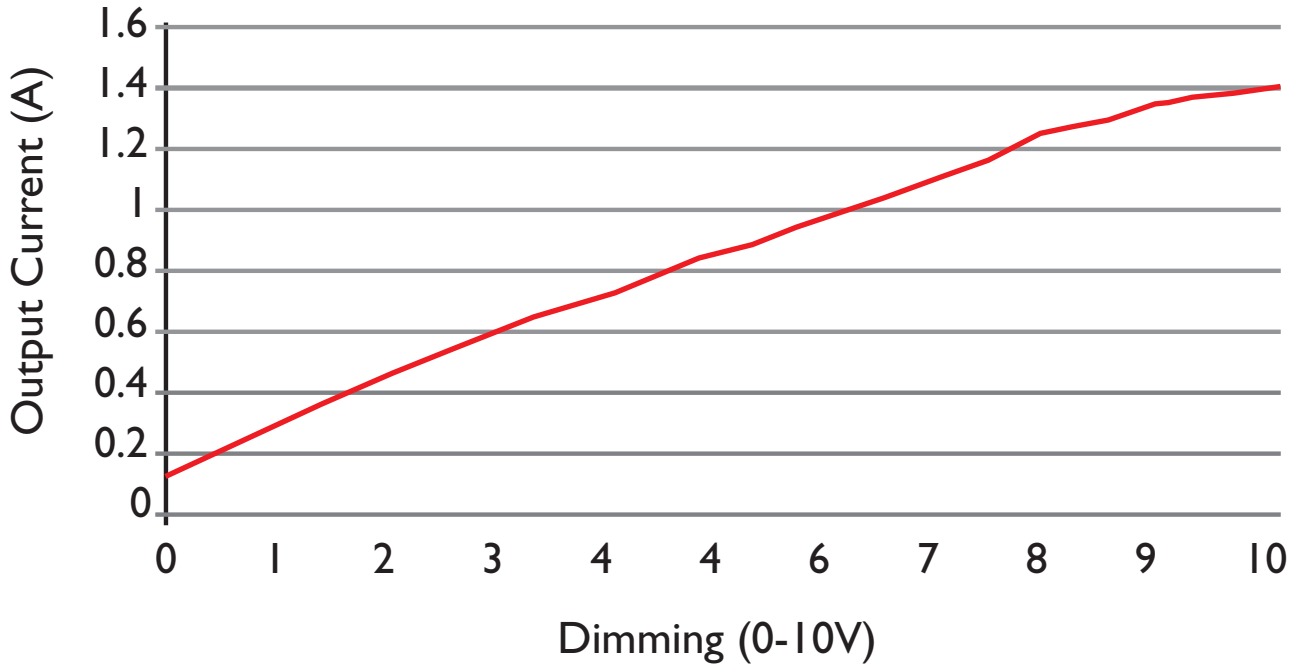


3401 Avenue D, Arlington, TX 76011 • 800-375-6355 • www.aceleds.com

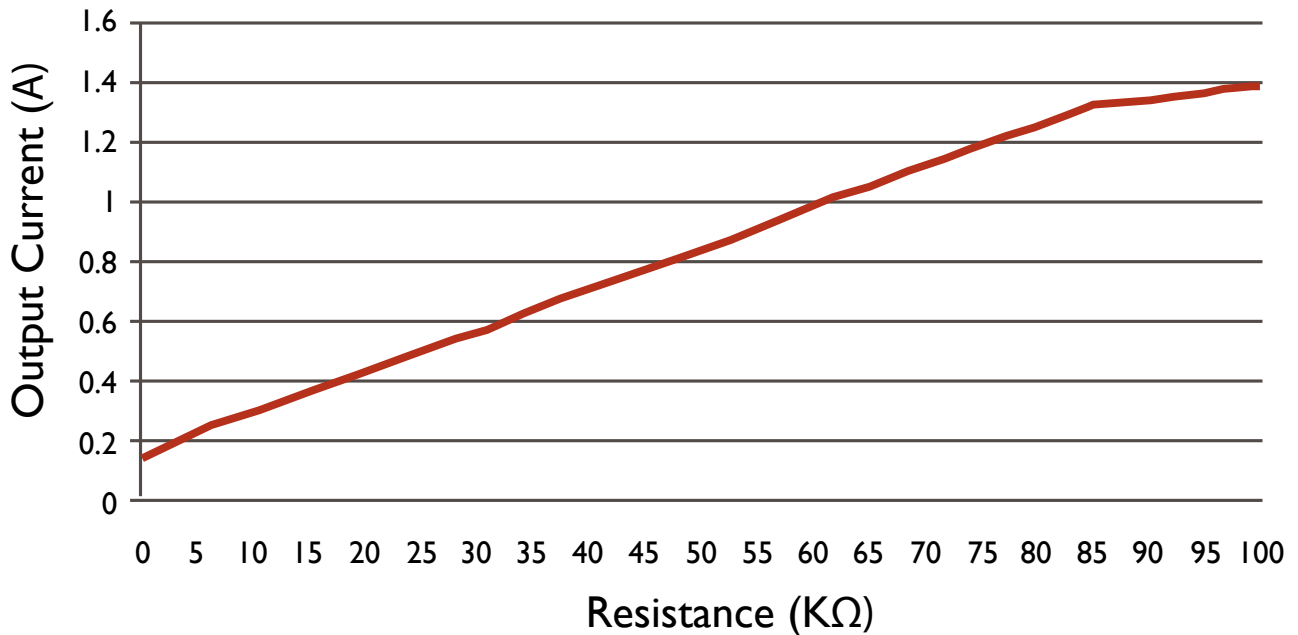
Data is based upon tests performed by AC Electronics in a controlled environment and representative performance. Actual performance can vary depending on operating conditions. Specifications are subject to change without notice. All specifications are nominal unless otherwise noted.

Performance Characteristics

Output Current v.s. Dimming



Output Current v.s. Resistance



3401 Avenue D, Arlington, TX 76011 • 800-375-6355 • www.aceleds.com

Data is based upon tests performed by AC Electronics in a controlled environment and representative performance. Actual performance can vary depending on operating conditions. Specifications are subject to change without notice. All specifications are nominal unless otherwise noted.