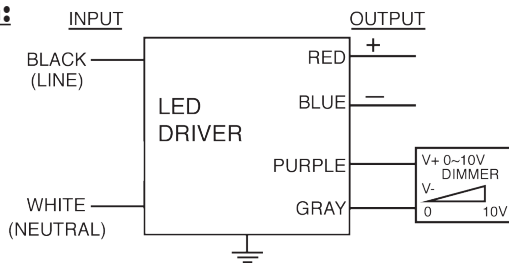


**MULTI-CURRENT SWITCHING AND DIMMING**

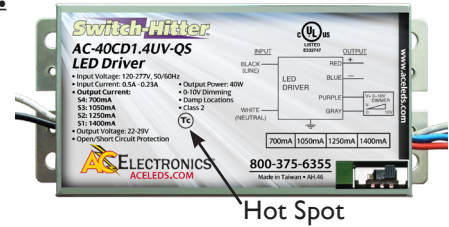
**ELECTRICAL SPECIFICATIONS:**

Output Power Max.	Input Power	Input Current	Minimum PF (full load)	Max. THD (full load)	Output Voltage	Output Current	T case Max.	Minimum Starting Temp.	IP Rating	Efficiency Up To	Dimming Protocol	Dimming Range
40W	48W @ 120V 47W @ 277V	0.4A @ 120V 0.18A @ 277V	>0.95	<20%	24-29V	1400mA±5%	90° C	-40° C	64	84%	0 to 10V	10 to 100%
36W	42W @ 120V 42W @ 277V	0.35A @ 120V 0.16A @ 277V	>0.95	<20%	24-29V	1250mA±5%	90° C	-40° C	64	84%	0 to 10V	10 to 100%
30W	34W @ 120V 35W @ 277V	0.29A @ 120V 0.14A @ 277V	>0.95	<20%	24-29V	1050mA±5%	90° C	-40° C	64	84%	0 to 10V	10 to 100%
20W	22W @ 120V 23W @ 277V	0.18A @ 120V 0.09A @ 277V	>0.95	<20%	24-29V	700mA±5%	90° C	-40° C	64	82%	0 to 10V	10 to 100%

**WIRING:**



**PHYSICAL:**



**Lead Lengths**

Black	5.9"	Blue	5.9"	Purple	7.1"
White	5.9"	Red	5.9"	Gray	7.1"

**Dimensions**

Length	6.5"	Mounting Length	5.9"
Width	2.9"	Weight	0.83 lbs.
Height	1.18"	Case Qty.	40 pcs.

**SAFETY & PERFORMANCE:**

- Class P Listed
- Class A sound rating
- No PCBs
- IP64
- Open/Short Circuit Protection
- LED driver has a life expectancy of 50,000 hours at Tcase of ≤75°C
- LED driver has a life expectancy of 100,000 hours at Tcase of ≤65°C
- Warranty: 5 yrs based on max case temp of <75°C; 3 yrs based on max case temp of 90°C\*
- Input/Output Isolation
- FCC Title 47 CFR Part 15
- Surge Protection (3 KV)

**INSTALLATION:**

- LED drivers shall be installed inside electrical enclosures
- 18 AWG 600V/105C tinned stranded copper lead-wires are required for installation
- Max Remote installation distance is 18 ft
- LED driver cases should be grounded



\*AC Electronics/AC LED Power Designs warrants to the purchaser that each LED Driver will be free from defects in material or workmanship for a period of 5 years when operated at max case temp of up to <75°C; 3 years from date of manufacture when operated at a max case temp of up to 90°C when properly installed and under normal conditions of use. See aceleds.com for complete warranty policy.

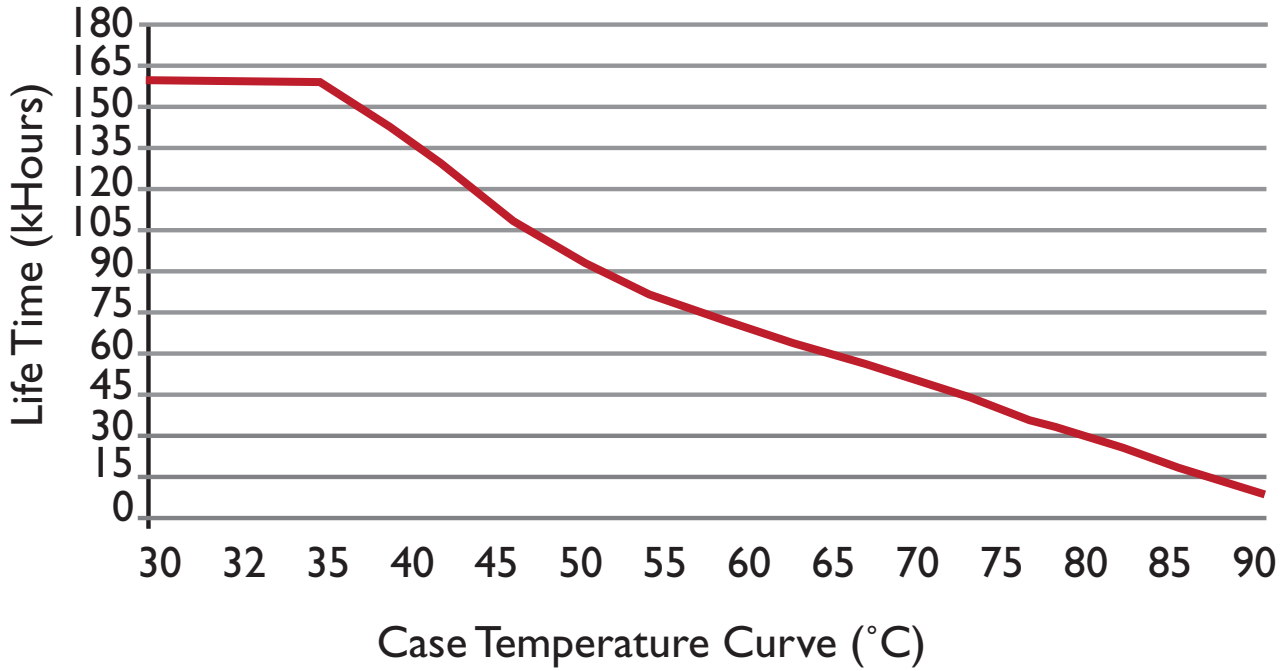
3401 Avenue D, Arlington, TX 76011 • 800-375-6355 • www.aceleds.com

Data is based upon tests performed by AC Electronics in a controlled environment and representative performance. Actual performance can vary depending on operating conditions. Specifications are subject to change without notice. All specifications are nominal unless otherwise noted.



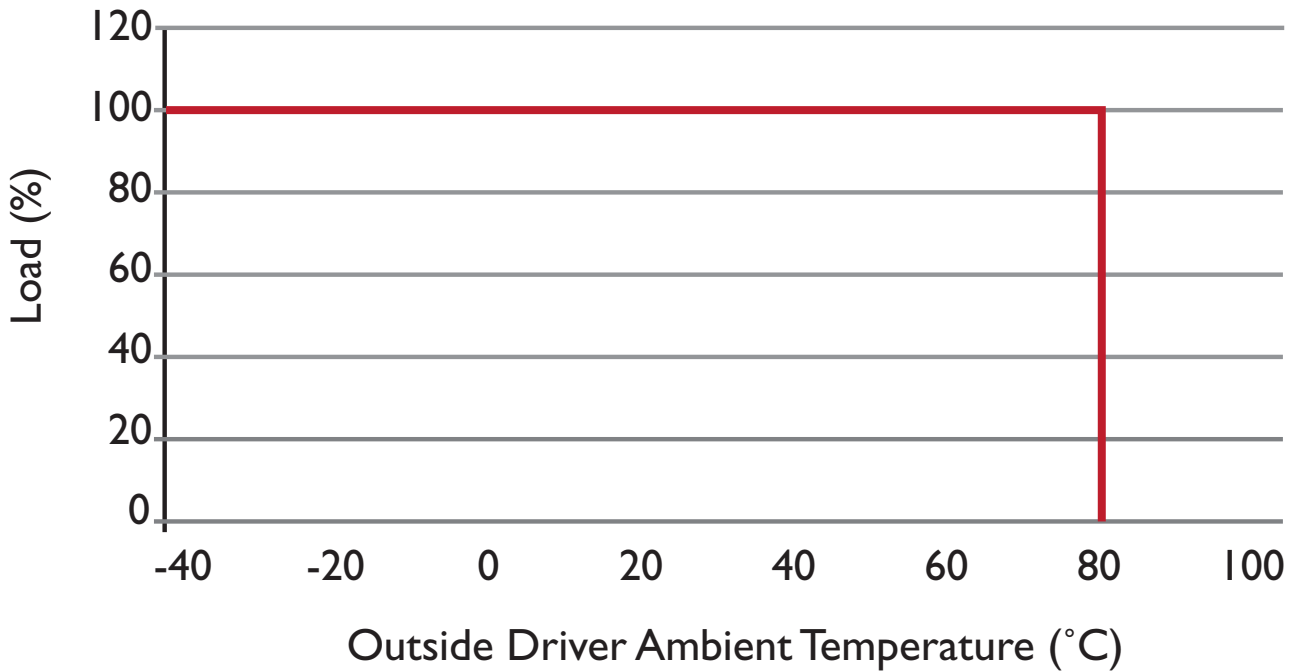
**Performance Characteristics**

**Life Time v.s. Case Temperature Curve**



**Derating Curve**

120Vac & 277Vac

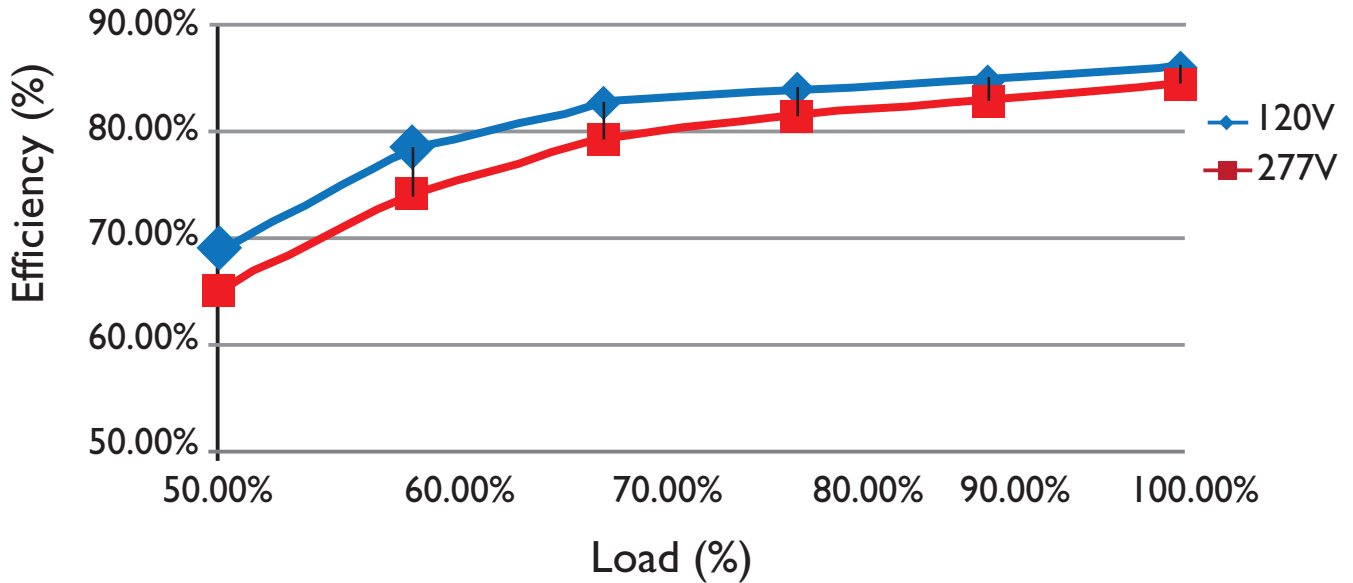


3401 Avenue D, Arlington, TX 76011 • 800-375-6355 • www.aceleds.com

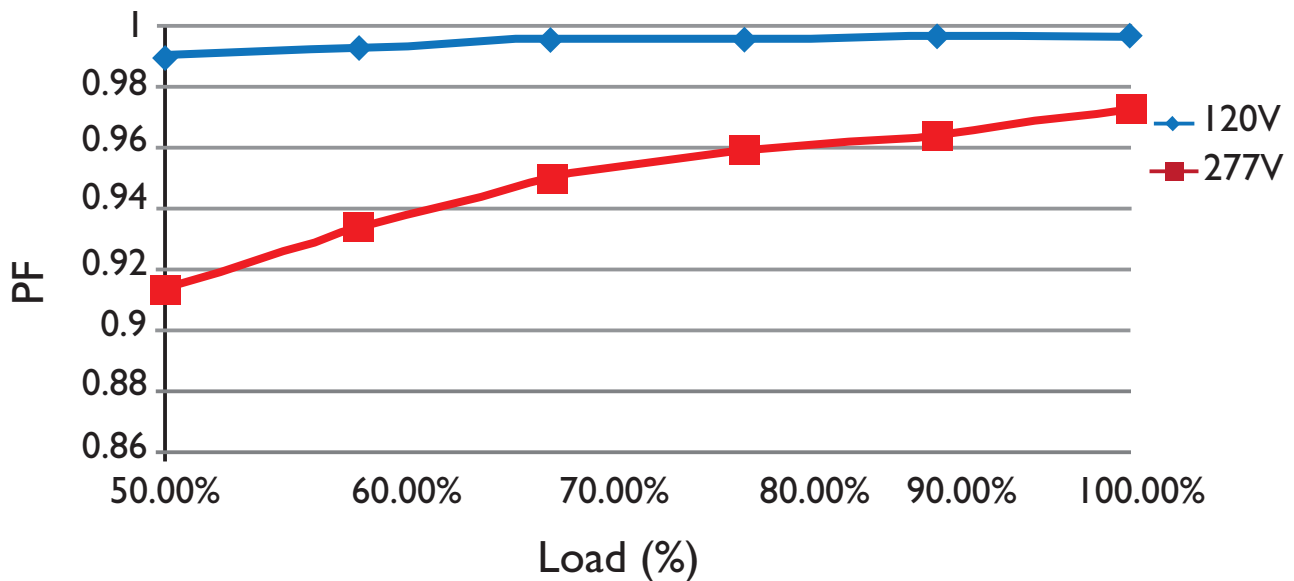
Data is based upon tests performed by AC Electronics in a controlled environment and representative performance. Actual performance can vary depending on operating conditions. Specifications are subject to change without notice. All specifications are nominal unless otherwise noted.

**Performance Characteristics**

**Efficiency v.s. Load**



**Power Factor v.s. Load**

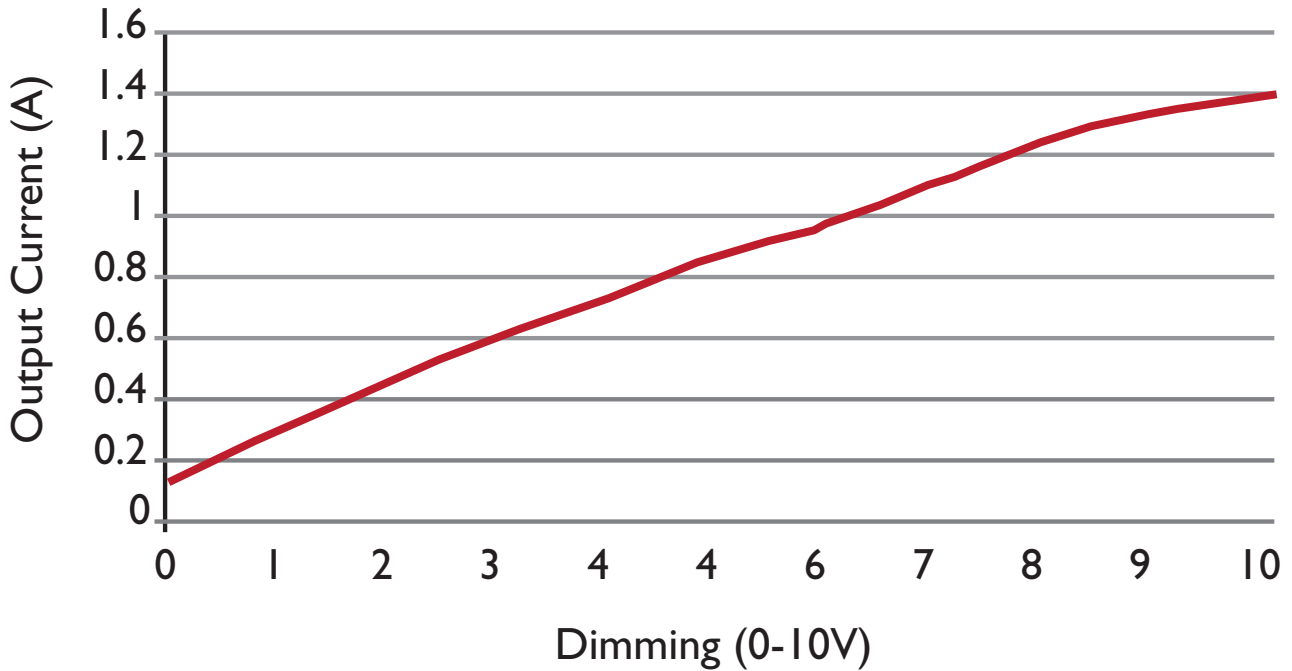


3401 Avenue D, Arlington, TX 76011 • 800-375-6355 • [www.aceleds.com](http://www.aceleds.com)

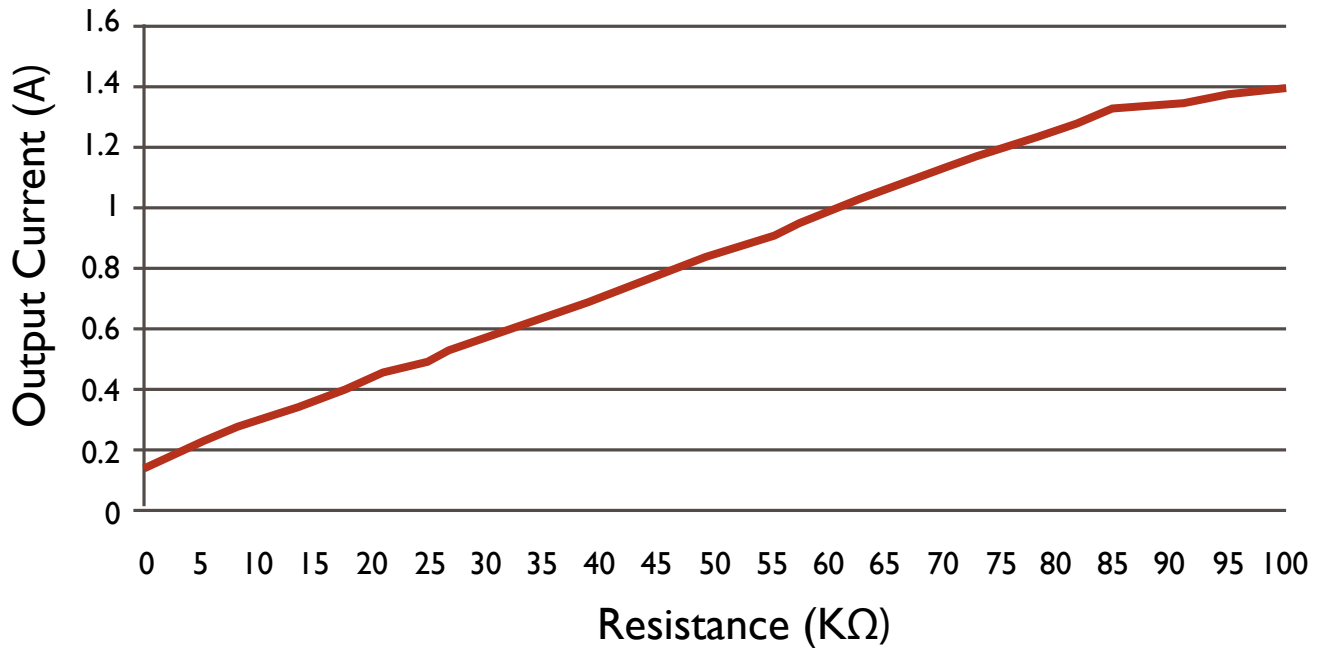
Data is based upon tests performed by AC Electronics in a controlled environment and representative performance. Actual performance can vary depending on operating conditions. Specifications are subject to change without notice. All specifications are nominal unless otherwise noted.

**Performance Characteristics**

**Output Current v.s. Dimming**



**Output Current v.s. Resistance**



3401 Avenue D, Arlington, TX 76011 • 800-375-6355 • [www.aceleds.com](http://www.aceleds.com)

Data is based upon tests performed by AC Electronics in a controlled environment and representative performance. Actual performance can vary depending on operating conditions. Specifications are subject to change without notice. All specifications are nominal unless otherwise noted.