

Model Number
AC-50CDI.05UVTS
AC50CDI.05ATBCD
AC50CDI.05UVTTS

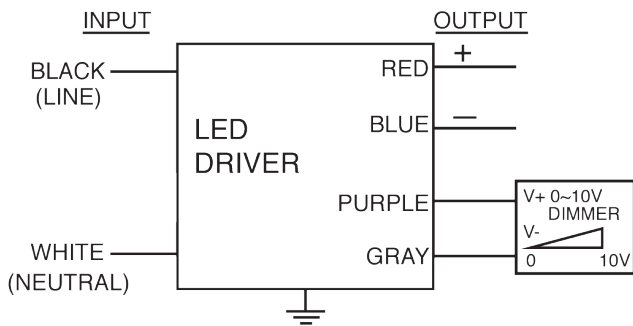
Input Voltage: 120-277V
Input Frequency: 50/60Hz
Side and Bottom Mount/Leads Options

- ✓ **MULTI-CURRENT SWITCHING & DIMMING**
- ✓ **XICATO APPROVED**

ELECTRICAL SPECIFICATIONS:

| Output Power Max. | Input Power | Input Current | Minimum PF (full load) | Max. THD (full load) | Output Voltage | Output Current | T case Max. | Minimum Starting Temp. | Efficiency Up To | IP Rating | Dimming Protocol | Dimming Range |
|-------------------|--------------------------|------------------------------|------------------------|----------------------|----------------|----------------|-------------|------------------------|------------------|-----------|------------------|---------------|
| 50W | 60W @ 120V 58W @ 277V | 0.5A @ 120V 0.22A @ 277V | >0.90 | <20% | 33-48V | 1050mA±5% | 90° C | -40° C | 86% | 64 | 0 to 10V | 10 to 100% |
| 34W | 40W @ 120V 41W @ 277V | 0.35A @ 120V 0.15A @ 277V | >0.90 | <20% | 33-48V | 700mA±5% | 90° C | -40° C | 85% | 64 | 0 to 10V | 10 to 100% |
| 24W | 28W @ 120V 29W @ 277V | 0.25A @ 120V 0.11A @ 277V | >0.90 | <20% | 33-48V | 500mA±5% | 90° C | -40° C | 84% | 64 | 0 to 10V | 10 to 100% |

WIRING:



| Lead Lengths | | | | | |
|--------------|------|------|------|--------|------|
| Black | 5.9" | Blue | 5.9" | Purple | 5.9" |
| White | 5.9" | Red | 5.9" | Gray | 5.9" |

Driver Option:

- 12V Output Tap Wire (AC50CDI.05UVTTS) (AC50CDI.05ATECD)
- IP 67 Rating
- 10% dimming, Dim-To-Off and 1%

SAFETY & PERFORMANCE:

- UL US Class 2
- cUL LVLE
- UL Outdoor Type I
- Class A sound rating
- No PCBs
- Open/Short Circuit Protection
- LED driver has a life expectancy of 50,000 hours at Tcase of ≤75°C
- LED driver has a life expectancy of 100,000 hours at Tcase of ≤65°C
- Warranty: 5 yrs based on max case temp of <75°C; 3 yrs based on max case temp of 90°C*
- Input/Output Isolation
- FCC Title 47 CFR Part 15
- Surge Protection (3 KV)

INSTALLATION:

- LED drivers shall be installed inside electrical enclosures
- 18 AWG 600V/105C tinned strand copper lead-wires are required for installation
- Max Remote installation distance is 18 ft
- LED driver cases should be grounded



*AC Electronics/AC LED Power Designs warrants to the purchaser that each LED Driver will be free from defects in material or workmanship for a period of 5 years when operated at max case temp of up to <75°C; 3 years from date of manufacture when operated at a max case temp of up to 90°C when properly installed and under normal conditions of use. See aceleds.com for complete warranty policy.




3401 Avenue D, Arlington, TX 76011 • 800-375-6355 • www.aceleds.com

Data is based upon tests performed by AC Electronics in a controlled environment and representative performance. Actual performance can vary depending on operating conditions. Specifications are subject to change without notice. All specifications are nominal unless otherwise noted.



PHYSICAL:

Side Mount
Model Number:
AC-50CDI.05UVTS




Dimensions

| | | | |
|--------|-------|-----------------|-----------|
| Length | 6.50" | Mounting Length | 5.90" |
| Width | 2.90" | Weight | 0.83 lbs. |
| Height | 1.18" | Case Qty. | 40 pcs. |

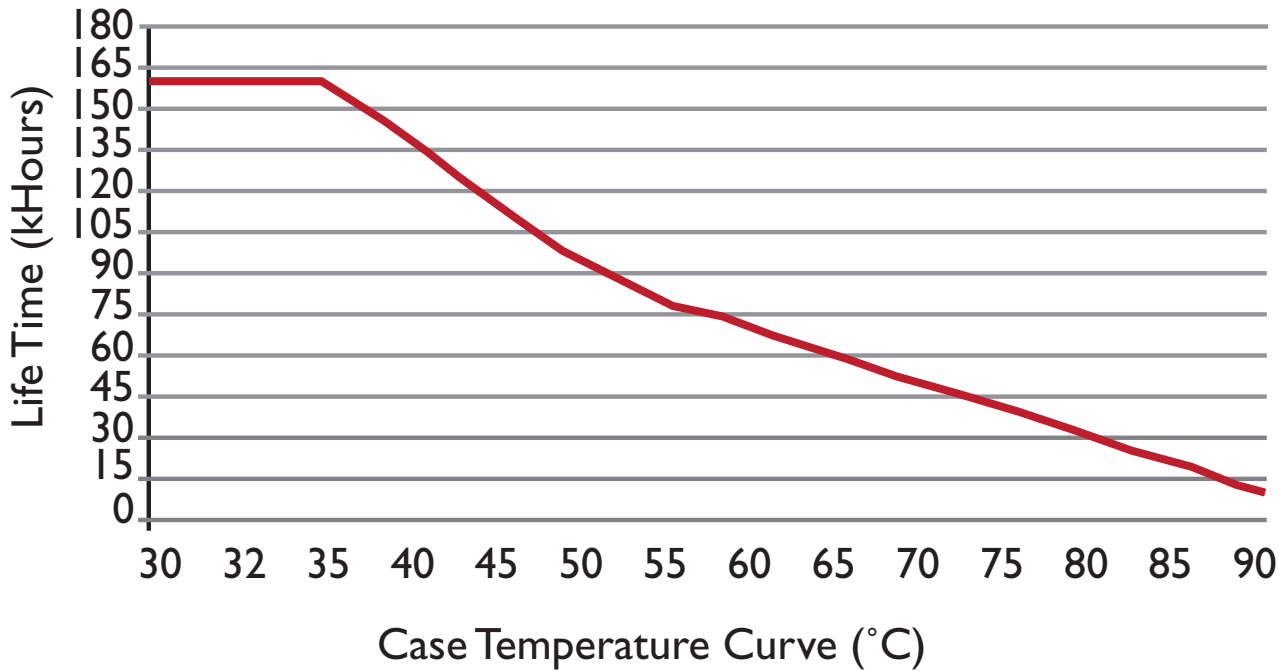
Bottom Mount Option Model Number:
AC50CD1.05ATBCD (No Side Mount Ears)

| | |
|----------------|-------|
| Length | 5.31" |
| Width | 2.90" |
| Height | 1.18" |
| Length to Stud | 2.00" |

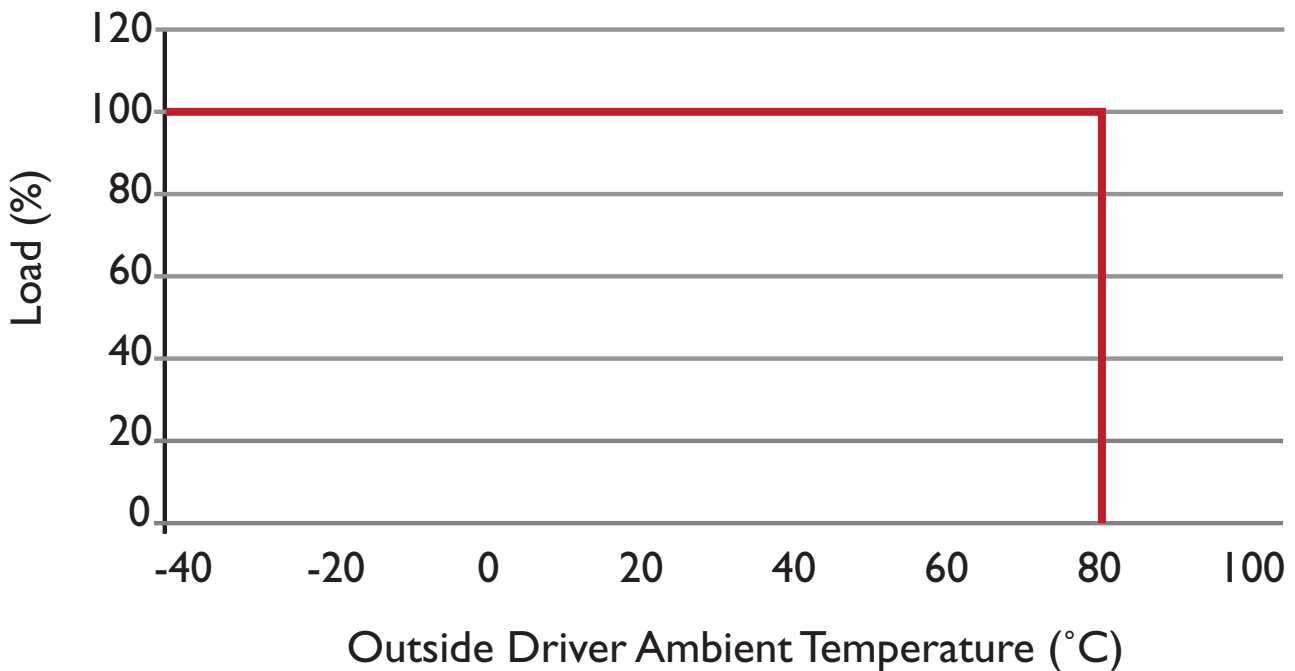


- 10Kv Surge Protection
- Consult Factory for model number and form factor

Performance Characteristics
Life Time v.s. Case Temperature Curve



Derating Curve **120Vac & 277Vac**

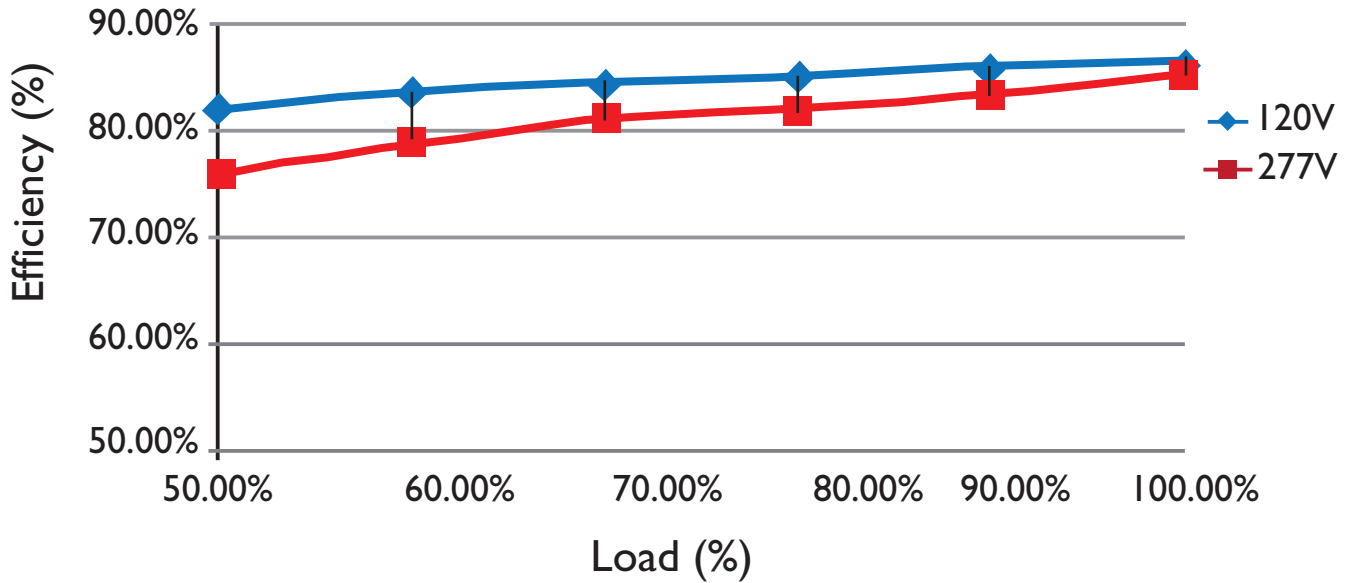


3401 Avenue D, Arlington, TX 76011 • 800-375-6355 • www.aceleds.com

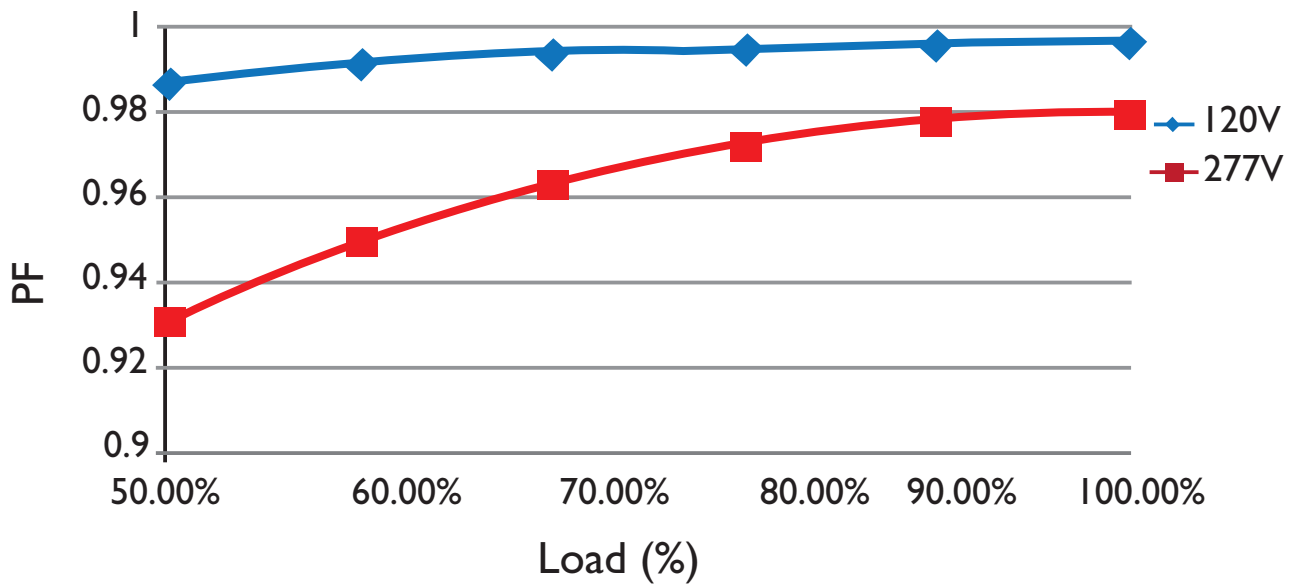
Data is based upon tests performed by AC Electronics in a controlled environment and representative performance. Actual performance can vary depending on operating conditions. Specifications are subject to change without notice. All specifications are nominal unless otherwise noted.

Performance Characteristics

Efficiency v.s. Load



Power Factor v.s. Load

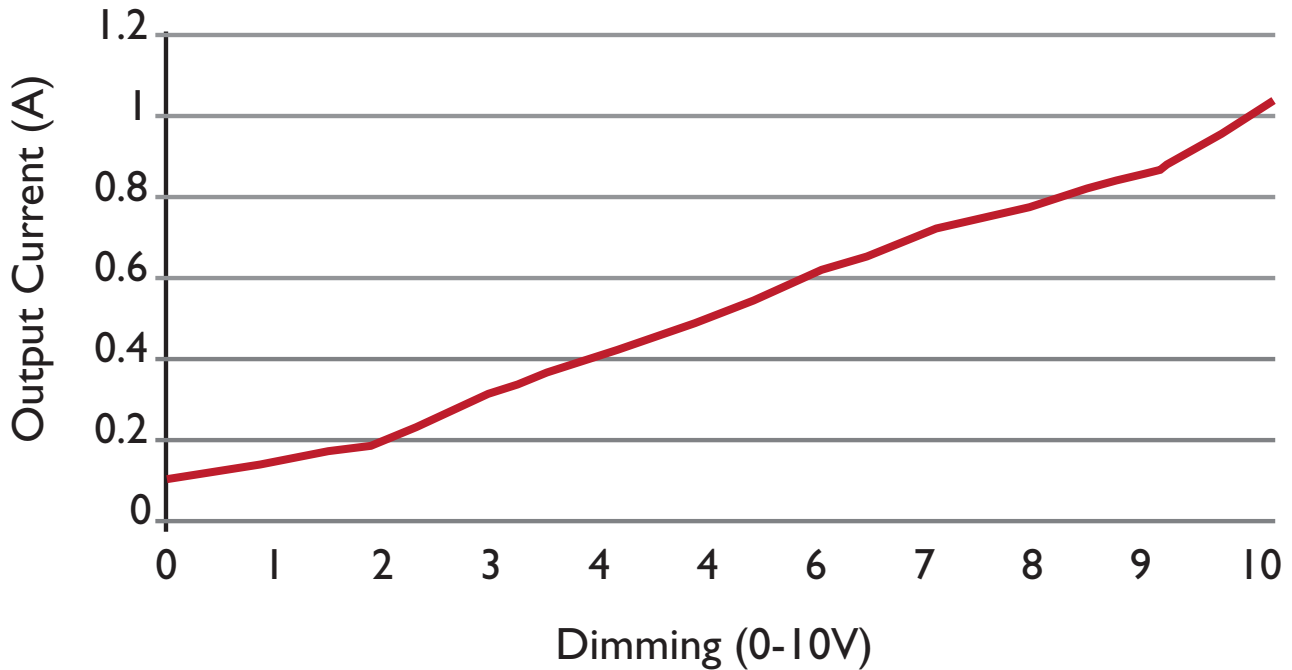


3401 Avenue D, Arlington, TX 76011 • 800-375-6355 • www.aceleds.com

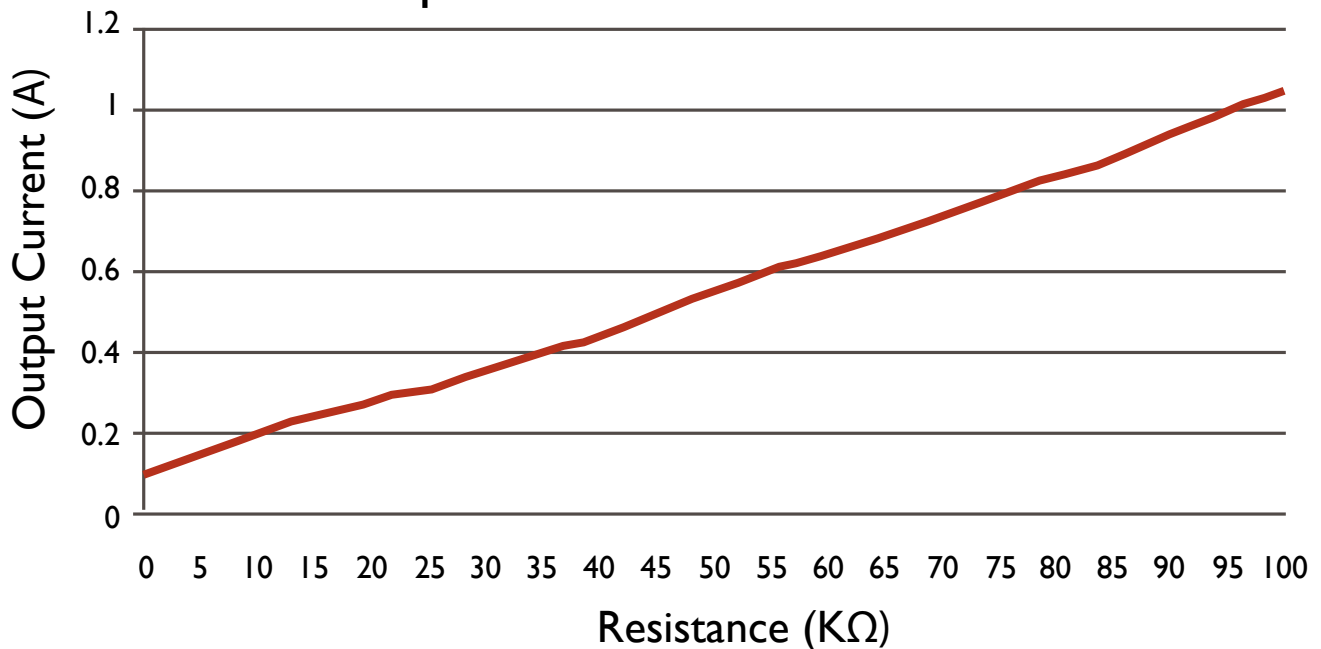
Data is based upon tests performed by AC Electronics in a controlled environment and representative performance. Actual performance can vary depending on operating conditions. Specifications are subject to change without notice. All specifications are nominal unless otherwise noted.

Performance Characteristics

Output Current v.s. Dimming



Output Current v.s. Resistance



3401 Avenue D, Arlington, TX 76011 • 800-375-6355 • www.aceleds.com

Data is based upon tests performed by AC Electronics in a controlled environment and representative performance. Actual performance can vary depending on operating conditions. Specifications are subject to change without notice. All specifications are nominal unless otherwise noted.