


Constant Current LED Driver

**Model Number AC40CD1.05AT2S**

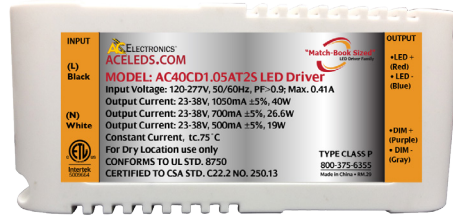
Input Voltage: 120-277VAC (±10%) Surge Protection: 2KV  
 Input Frequency: 50/60Hz Multi-Switching Current  
 Side Mount/Leads Dim-to-Cool  
 Dimming: 5 to 100%

**PHYSICAL:**

Dimensions	
Length	4.3"
Width	1.82"
Height	1.19"
Mounting	4.05"
Weight	0.353 lbs.



**The Smallest Possible Form Factors™**

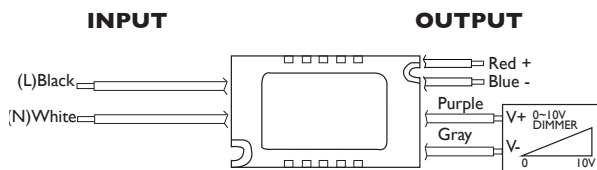


**Actual Size**

**ELECTRICAL SPECIFICATIONS:**

Output Power Max.	Input Power	Input Current	Minimum PF (full load)	Max. THD (full load)	Output Voltage	Output Current	T case Max.	Minimum Starting Temp.	IP Rating	Dimming Protocol	Dimming Range	Efficiency Up To
40W	44W	0.41A@120V 0.18A@277V	>0.9	<20	23-38V	1050mA±5%	75° C	0° C	20	0 to 10V	5 to 100%	91%
26.6W	29.9W	0.28A@120V 0.12A@277V	>0.9	<20	23-38V	700mA±5%	75° C	0° C	20	0 to 10V	5 to 100%	89%
19W	21.8W	0.20A@120V 0.09A@277V	>0.9	<20	23-38V	500mA±5%	75° C	0° C	20	0 to 10V	5 to 100%	87%

**WIRING:**



Lead Lengths					
Black	6"	Blue	6"	Purple	6"
White	6"	Red	6"	Gray	6"

Approved Dimmers			
Lutron	NTSTV-DV	Leviton	IP710 DL
Lutron	NFTV	Watt Stopper	ADF I20277

**SAFETY & PERFORMANCE:**

- Class P Listed
- Class A sound rating
- No PCBs
- Open/Short Circuit Protection
- LED driver has a life expectancy of 50,000 hours at Tcase of ≤75°C
- Warranty: 5 yrs based on max case temp of 75°C\*
- Input/Output Isolation
- Surge Protection (2 KV)
- Thermal Protection (Dim-to-Cool)@ 90°C (Internally)
- Dimming Curve on the next page

**INSTALLATION:**

- LED drivers shall be installed inside electrical enclosures
- 22 AWG 600V/105C tinned stranded copper lead-wires are required to use in installation
- Max Remote installation distance is 33 ft



\*AC Electronics/AC LED Power Designs warrants to the purchaser that each LED Driver will be free from defects in material or workmanship for a period of 5 years from date of manufacture when operated at max case temp of up to ≤75°C when properly installed and under normal conditions of use. See [aceleds.com](http://aceleds.com) for complete warranty policy.

3401 Avenue D, Arlington, TX 76011 • 800-375-6355 • [www.aceleds.com](http://www.aceleds.com)

Data is based upon tests performed by AC Electronics in a controlled environment and representative performance. Actual performance can vary depending on operating conditions. Specifications are subject to change without notice. All specifications are nominal unless otherwise noted.





# “Match-Book Sized” LED Driver Family

## The Smallest Possible Form Factors

### AC40CDI.05AT2S

