

Constant Current LED Driver

Model Number AC47CT1.2K5W

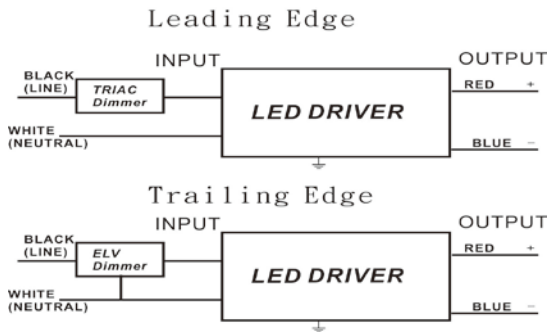
Input Voltage: 120V
 Input Frequency: 50/60Hz
 Side Mount/Leads
 Class P Listed

TRIAC-DIMMING
 COMPATIBLE WITH BOTH LEADING EDGE
 AND TRAILING EDGE DIMMERS

ELECTRICAL SPECIFICATIONS:

Output Power	Input Current	Input Power	Min PF (full load)	Max THD (full load)	Output Voltage	Output Current	T case Max	Min Starting Temp	Efficiency Up To	Dimming Protocol	TRIAC Dimming
47W	0.55A@120V	55W	>0.90	<20	29-39V	1200mA +/- 5%	90°C	-40°C	85%	120Vac Norm with Dimmer	100 to 1%

WIRING:

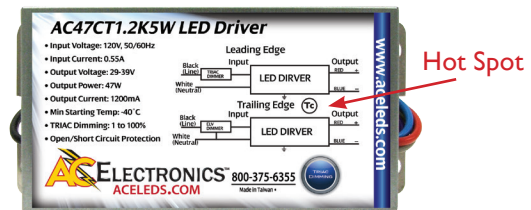


Lead Lengths

Black	5.9"	Blue	5.9"
White	5.9"	Red	5.9"

Dimmer Compatibility Chart on Back

PHYSICAL:



Dimensions

Length (L)	5.23"
Width (W)	2.48"
Height (H)	1.18"
Mounting (M)	4.84"

SAFETY:

- UL and cUL Recognized, Class 2
- UL Outdoor Type I
- Class A sound rating
- Overload Protection
- Approved Dimmers:
 - Open/Short Circuit Protection
 - LED driver has a life expectancy of 50,000 hours at Tcase of $\leq 75^{\circ}\text{C}$
 - LED driver has a life expectancy of 100,000 hours at Tcase of $\leq 65^{\circ}\text{C}$
- Warranty: 5 yrs based on max case temp of $< 75^{\circ}\text{C}$;
- Input/Output Isolation
- FCC Title 47 CFR Part 15
- Surge Protection (2 KV)

INSTALLATION:

- LED drivers shall be installed inside electrical enclosures
- 18 AWG 600V/105C tinned strand copper lead-wires are required to use in installation
- Max Remote installation distance is 18 ft
- LED driver cases should be grounded



*AC Electronics/AC LED Power Designs warrants to the purchaser that each LED Driver will be free from defects in material or workmanship for a period of 5 years when operated at max case temp of up to $< 75^{\circ}\text{C}$; when properly installed and under normal conditions of use. See aceleds.com for complete warranty policy.

3401 Avenue D, Arlington, TX 76011 • 800-375-6355 • www.aceleds.com

Data is based upon tests performed by AC Electronics in a controlled environment and representative performance. Actual performance can vary depending on operating conditions. Specifications are subject to change without notice. All specifications are nominal unless otherwise noted.





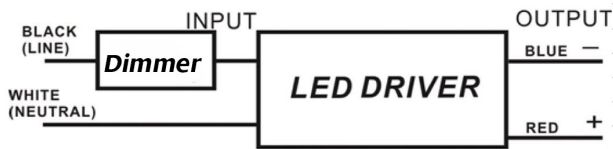
Dimmer Compatibility Chart for 120VAC/60Hz

Brand	Part No.	Dimming Ratio (%)
Leviton	6633-PLW	2.59
Lutron	S-600P-WH	1.97
Lutron	NTLV-600	5.26
Leviton	6674	5.18
Lutron	SF-103P-WH	2.5

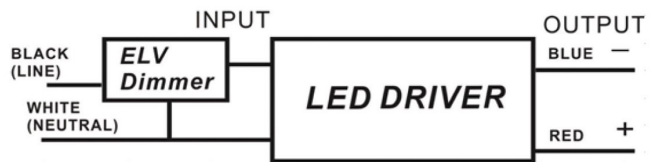
WORKS WITH LEADING EDGE AND TRAILING DIMMERS

WIRING DIAGRAM

Leading Edge Dimmer



Trailing Edge Dimmer



3401 Avenue D, Arlington, TX 76011 • 800-375-6355 • www.aceleds.com

Data is based upon tests performed by AC Electronics in a controlled environment and representative performance. Actual performance can vary depending on operating conditions. Specifications are subject to change without notice. All specifications are nominal unless otherwise noted.