


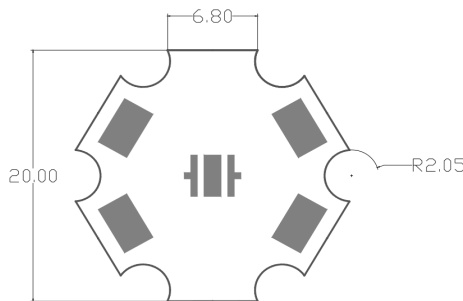
### Description: Ultra High Efficiency Constant Current circular LED Module

- Surface Mount, Recessed or Suspended Luminaires
- High Efficiency
- Long life
- The typical driver output is 350mA@3.3VDC



Part Number	Size/mm	Voltage Typ (VDC)	Voltage Max (VDC)	Drive Current (mA)	Power Max. (W)	Flux Lm Up to	Efficiency Up to LM/W	CCT K	CRI
LE1/035001/840	Tall 20.0	2.7	3.3	350	1	160	160	4000	80

Note: LE1/XXXXXX/840 (8-80CRI; 40-4000K CCT) • Typical Optical-electronic parameters above @Ta=25°C.



### Application

- High efficiency up to 160 lm/W
- Poke-In wiring connectors
- Within 3-step Macadam
- Various CCT available (3800-4200°K)

(UNITS = MM)

### Mechanical Dimensions

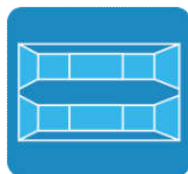
- Height: 0.79"
- Thick: 0.06"

### RECOMMENDED LED DRIVER OPTION


Model	Volts	Current	Dimensions
ACIC350A20	2-4V	350mA	2.29" x 1.20" x 0.91"



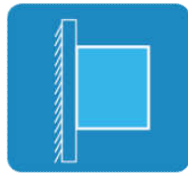
Linear Light



Troffer Light



Panel Light



Wall Light



Application and performance specifications subject to change without notification.