


Description: Ultra High Efficiency Constant Current circular LED Module

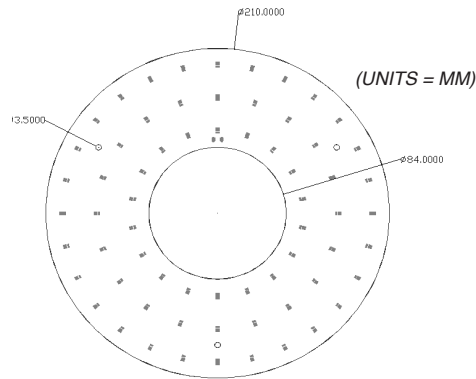
- Surface Mount, Recessed or Suspended Luminaires
- High Efficiency
- Long life
- The typical driver output is 710mA@35VDC



For Position ONLY

Part Number	Size/mm Diameter	Voltage Typ (VDC)	Voltage Max (VDC)	Drive Current (mA)	Power Max. (W)	Flux Lm	Efficiency Up to LM/W	CCT K	CRI
LE66/071025/840	210	30	35	710	25	2500	155	4000	80

Note: LE66/XXXXXX/840 (8-80CRI; 40-4000K CCT) • Typical Optical-electronic parameters above @ Ta=25°C.



Application

- High efficiency up to 155 lm/W
- Poke-In wiring connectors
- Within 3-step Macadam
- Various CCT available (3000-4000°K)

Mechanical Dimensions

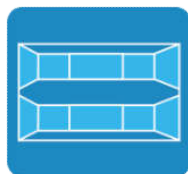
- Diameter: 8.27"
- Thick: 0.05"

RECOMMENDED LED DRIVER OPTION


Model	Volts	Current	Dimensions
AC25CD700A2Q	24-36V	700mA	2.88" x 1.43" x 1.07"
AC25CD700AT2Q	24-36V	350mA, 500mA, 700mA	2.88" x 1.43" x 1.07"
AC25CT700AFR	25-35V	700mA	3.86" x 1.46" x 1.06"
AC25CDI.125APUN	11-55V	350mA - 1250mA	6.22" x 1.73" x 1.22"




Linear Light



Troffer Light



Panel Light



Wall Light



ACELECTRONICS™
ACELED.COM

Application and performance specifications subject to change without notification.