

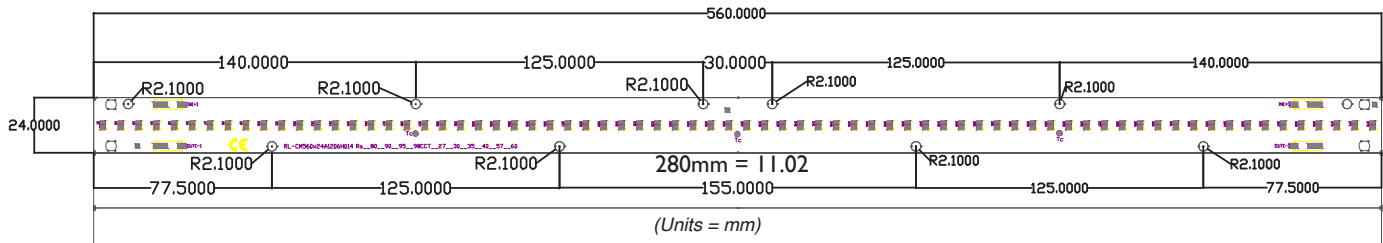
Description: Ultra High Efficiency Constant Current Linear LED Module

- Surface Mount, Recessed or Suspended Luminaires
- High efficiency
- Long life
- The typical driver output is 900mA@34.8VDC



Part Number	Size/mm	Voltage Typ (VDC)	Voltage Max (VDC)	Current Max (mA)	Power Typ (W)	Flux Lm	Efficiency LM/W	CCT K	CRI
LE72/090036/850	560*24	39.6	42	900	36	4500	125	5000	80

Note: 1-Variou CCT available (2700-6000K); LE72/XXXXX/850 (8-80CRI; 50-5000K CCT) • Typical Optical-electronic parameters above@Ta=25°C.



Application

- High efficiency up to 125 lm/W
- Poke-In wiring connectors
- Within 3-step Macadam

Mechanical Dimensions

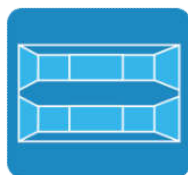
- Length: 22.04"
- Width: 0.94"

RECOMMENDED LED DRIVER OPTION


Model	Volts	Current	Dimensions
AC50CDI.4APEIL	15-40V	400mA-1400mA	4.56" x 2.28" x 1.18"
AC-50CDI.4APTUQ	15-55V	400mA-1400mA	12.4" x 1.3" x 1.08"
AC-40CDI.4APSC	15-55V	400mA-1400mA	12.8" x 1.34" x 1.06"




Linear Light



Troffer Light



Panel Light



Wall Light



Application and performance specifications subject to change without notification.