

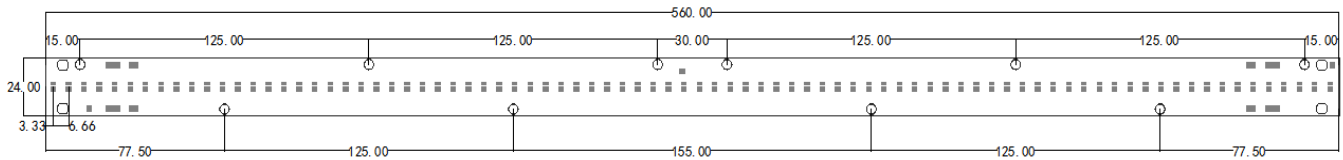
Description: Ultra High Efficiency Constant Current Linear LED Module

- Surface Mount, Recessed or Suspended Luminaires
- High Efficiency
- Long life
- The typical driver output is 350mA@40VDC



Part Number	Size/mm	Voltage Typ (VDC)	Voltage Max (VDC)	Drive Current (mA)	Power Max. (W)	Flux Lm	Efficiency Up to LM/W	CCT K	CRI
LE84/035015/840	560 x 24	40	42	350	15	2980	176	4000	80

Note: LE84/XXXXXX/840 (8-80CRI; 40-4000K CCT) • Typical Optical-electronic parameters above @ Ta=25°C.



(UNITS = MM)

Application

- High efficiency up to 176 lm/W
- Poke-In wiring connectors
- Within 3-step Macadam
- Various CCT available (4000-5000°K)

Mechanical Dimensions

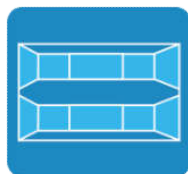
- Length: 22.05"
- Width: 0.94"

RECOMMENDED LED DRIVER OPTION


Model	Volts	Current	Dimensions
AC-15CT350AFS	29-42V	350mA	3.86" x 1.46" x 1.04"
AC-30CDI.25APUP	15-55V	350mA - 1250mA	12.4" x 1.3" x 1.08"




Linear Light



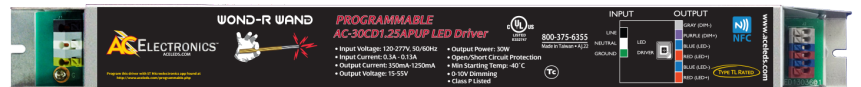
Troffer Light



Panel Light



Wall Light



Application and performance specifications subject to change without notification.