































Samsung COB Image	Samsung Model	Nominal current	Vf	Power (W)	ACE LED Driver	ACE LED Driver Image
	Round-62B	350mA	12V	4.2W	AC-5C350ABR	
	Round-90B	350mA	24V	8.4W	AC-12C350UVHM	
	Round-130B	350mA	33V	11.6W		
	KD-16-6DL 16W Module	510mA	31.35V	16W	AC-40CD1.05ATAE	
	KD-16-6DL 27W Module	860mA	31.72V	27W		
	LT-H284A	700mA	11.6V	8.1W	AC-23CD1.15UVTS	
	LT-E284A	700mA	12.1V	8.5W		
	LT-Z284A	385mA	23.8V	9.2W	AC-12C350UVHM	
	LT-H564A	700mA	23.2V	16.2W	AC-24C700UVH	
	LT-E564A		24.3V	17W		
	LAM-SQ32C, LAM-SQ32D	385mA	24V	9.2W	AC-12C350UVHM	
	LAM-RT32C, LAM-RT32D					

	Finger SQ64B			12V			
	Finger RT64B				8.1W		
				11.6V			
		700mA				AC-23CD1.15UVTS	
	LAM-SQ30B						
	LAM-RT30B			15V	10.7W		
	TILE SQ32A-PO & SQ32A-PU						
		385mA		24V	9.2W	AC-12C350UVHM	
	TILE TR32A-PO & TR32A-PU						
	M-Series LT-M552A	450mA		24.7	12.6	AC-15CD440UV	
	M-Series LT-M552B	600mA		25.4	16.8	AC-20CD600ALA	Call for more info: 800-375-6355
	M-Series LT-M552C	700mA		25.4	19.6	AC-24C700UVH	

	F-Series LT-F552A	1350mA	24.7	37.8	AC-40CD1.4UV-QS	
	LAM Series LT-A302A 1-board	500mA	12.0	7	AC32CD1.05AQBAAW	
LAM Series LT-A302A 2-boards (parallel)	1000mA	12.0	14			
LAM Series LT-A302A 2-boards (serial)	500mA	24.0	13.5			
LAM Series LT-A302B 1-board	500mA	12.0	7			
LAM Series LT-A302B 2-boards (parallel)	1000mA	12.0	14			
LAM Series LT-A302B 2-boards (serial)	500mA	24.0	13.5			