

# AC30CD1.25APPD Constant Current LED Driver

Programmable | Digital  
Wide-Range Adjustable Current & Dimming

Input Voltage: 120-277V  
Input Frequency: 50/60Hz  
< 1 Sec. Start time

## Decade™

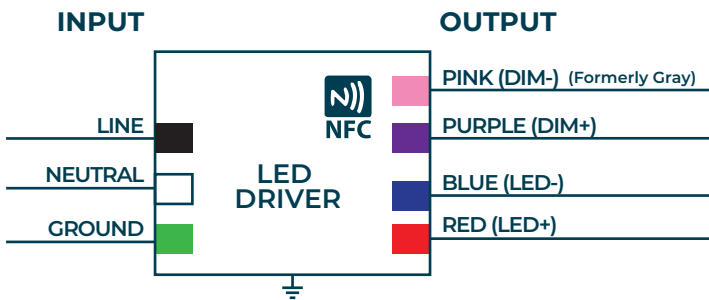
LED Driver with 10-Year USA-Backed Warranty

### ELECTRICAL SPECIFICATIONS:

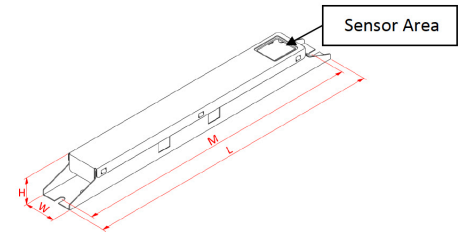
Output Power Max	Input Power	Input Current	Min PF (full load)	Max THD (full load)	Output Voltage	Output Current	T case Max	Min. Starting Temp**	Efficiency Up To	KV Rating	IP Rating	Dimming Protocol	Dimming Range
30W	37W	300mA @ 120V 130mA @ 277V	0.9	20%	15 - 55V	350 - 1250mA	90°C	0°C	81%	2KV	30	1 to 10V	100% to 1% to OFF

\*\* This driver can operate down to -40°C in a non-dimming condition. Below 0°C some flicker may be observed.

### WIRING:



### PHYSICAL:



Dimensions	Length	Width	Height	Mounting
AC30CD1.25APPD	12.3"	1.33"	1.08"	11.8"

### SAFETY:

- Class A sound rating
- Overload Protection
- Open/Short Circuit Protection
- Input/Output Isolation
- Class 2
- \*Warranty: 10 yrs based on max case temp of ≤75°C, 5 yrs based on max case temp of ≤90°C
- FCC Title 47 CFR Part 15
- Surge Protection (2 KV)

### INSTALLATION:

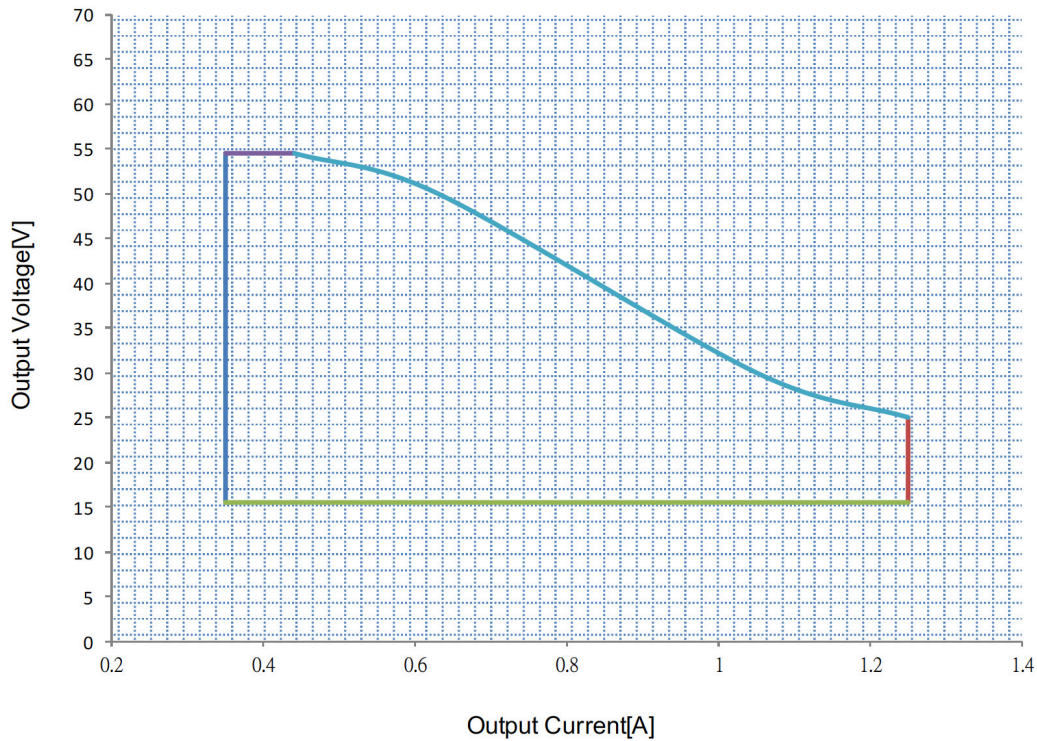
- Max Remote installation distance is 18 ft
- LED driver cases should be grounded
- LED drivers shall be installed inside electrical enclosures
- 18 AWG 600V/105C tinned stranded copper lead-wires are required for installation



\*AC Electronics/ACE LEDS warrants to the purchaser that each LED Driver will be free from defects in material or workmanship for a period of 10 years when operated at max case temp of up to ≤75°C; 5 years from date of manufacture when operated at a max case temp of up to ≤90°C when properly installed and under normal conditions of use. See [aceleds.com](http://aceleds.com) for complete warranty policy.

For questions or to place an order contact us at [oemsales@aceleds.com](mailto:oemsales@aceleds.com) or 800-375-6355 or your local WPG American Sales representative at [inquiry@wpgamericas.com](mailto:inquiry@wpgamericas.com) or 888-WPG8881

### IOUT/VOUT CURVE



### OUTPUT CURRENT CODE LIST

Current Value (mA)	Correspond Iout Code				Current Value (mA)	Correspond Iout Code			
	Location					Location			
	0	1	2	3		0	1	2	3
350	01	E4	00	03	850	03	52	00	03
400	01	90	00	03	900	03	84	00	03
450	01	C2	00	03	950	03	B6	00	03
500	01	F4	00	03	1000	03	E8	00	03
550	02	26	00	03	1050	04	1A	00	03
600	02	58	00	03	1100	04	4C	00	03
650	02	8A	00	03	1150	04	7E	00	03
700	02	BC	00	03	1200	04	B0	00	03
750	02	EE	00	03	1250	04	E2	00	03
800	03	20	00	03	1250 OFF	04	E2	01	03

**Note: Factory default current is set to the maximum current unless otherwise specified.** For drivers containing Revision C of their firmware (contact factory for date code of implementation), it is also possible to adjust the minimum dimming level and the dimming speed by programming the location 2.

For questions or to place an order contact us at [oemsales@aceleds.com](mailto:oemsales@aceleds.com) or 800-375-6355 or your local WPG American Sales representative at [inquiry@wpgamericas.com](mailto:inquiry@wpgamericas.com) or 888-WPG8881

## PROGRAMMABLE DRIVER OPTIONS (APP NOTE)

Put the programmable wand above the NFC mark of the driver to start programming

CONTROL THE IOUT WITH THE PROGRAMMING WAND. DOWNLOAD SOFTWARE FROM <http://www.aceleds.com/programmable.php>



All programmable drivers accept a 16-bit hexadecimal code to program the output current (Iout) of the driver. The Iout programming codes are documented in the computer based-programming software (ST-TOOLS.exe) or from the driver's IOUTCODE.pdf file. The Locations below 0, 1, 2, 3 contain the basic code for a specific output current value (example 04 1A 00 03 = 1050 mA for AC30CD1.25APPD).

Location | 0 | 1 | **2** | 3 |

Value | 00 | 00 | **00** | 00 |

This adjustment is made by modifying location 2 of the programming code while keeping the other locations set for the desired output current. Specifically, the location 2 values are defined as:

### Linear Dimming:

- **00** => Dim to 1%, Speed  $\leq$  1.0 sec
- **01** => Dim-To-OFF, Speed  $\leq$  1.0 sec
- **02** => Dim to 10%, Speed  $\leq$  1.0 sec

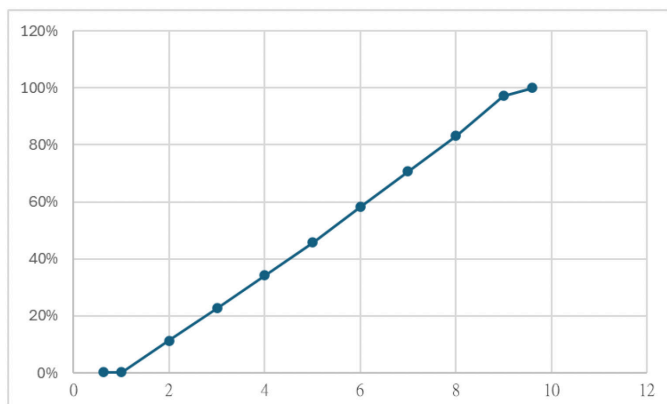
### Logarithmic Dimming:

- **10** => Dim to 1%, Speed  $\leq$  1.0 sec
- **11** => Dim-To-OFF, Speed  $\leq$  1.0 sec
- **12** => Dim to 10%, Speed  $\leq$  1.0 sec

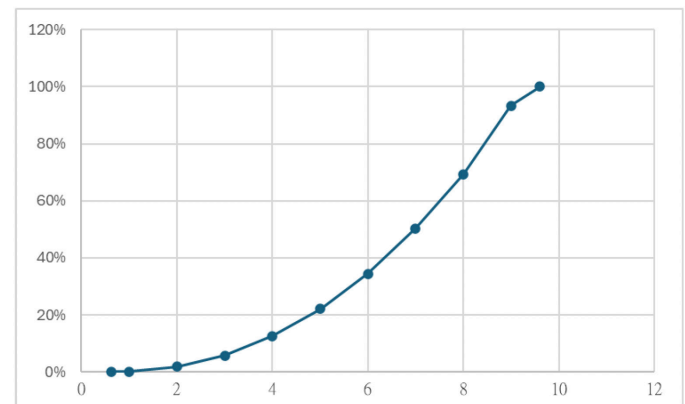
As an example, if the programming code value of 04 1A 00 03 is programmed, the output current will be 1050 mA, and the driver will dim to 1% and the dimming speed will be  $\leq$  1.0 sec. If the programming code of 04 1A 01 03 is programmed, the output current will be 1050 mA, and the driver will dim to off and the dimming speed will be  $\leq$  1.0 sec.

## DIMMING CURVE

LINEAR DIMMING



LOGARITHMIC DIMMING



For questions or to place an order contact us at [oemsales@aceleds.com](mailto:oemsales@aceleds.com) or 800-375-6355 or your local WPG American Sales representative at [inquiry@wpgamericas.com](mailto:inquiry@wpgamericas.com) or 888-WPG8881