

AC85CD2.6AP0LD Constant Current LED Driver

Programmable | Digital
Wide-Range Adjustable Current & Dimming

Input Voltage: 120-277V
Input Frequency: 50/60Hz
< 1 Sec. Start time

Decade™

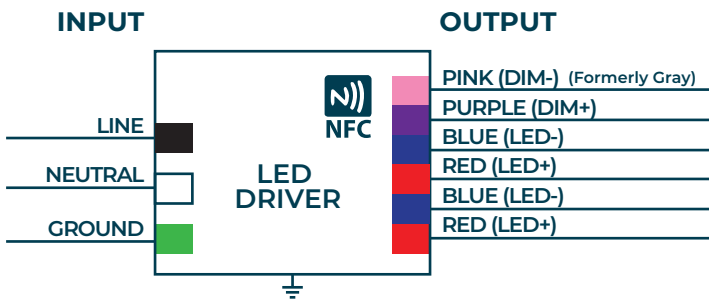
10-Year USA-Backed LED Driver Warranty

ELECTRICAL SPECIFICATIONS:

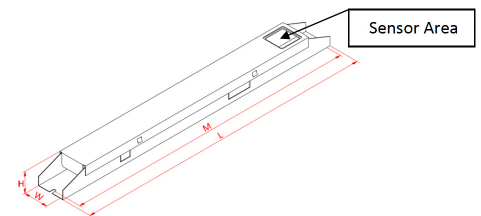
Output Power Max	Input Power	Input Current	Min PF (full load)	Max THD (full load)	Output Voltage	Output Current	T case Max	Min. Starting Temp**	Efficiency Up To	KV Rating	IP Rating	Dimming Protocol	Dimming Range
85W	97W	940mA @ 120V 410mA @ 277V	0.9	20%	27 -55V	750 - 2600mA	90°C	25°C	87%	2KV	30	1 to 10V	100% to 1% to OFF

** This driver can operate down to -40°C in a non-dimming condition. Below 0°C some flicker may be observed.

WIRING:



PHYSICAL:



Dimensions	Length	Width	Height	Mounting
AC85CD2.6AP0LD	15.55"	1.49"	1.08"	15.23"

SAFETY:

- Class A sound rating
- Overload Protection
- Open/Short Circuit Protection
- Input/Output Isolation
- Class 2
- *Warranty: 10 yrs based on max case temp of ≤75°C, 5 yrs based on max case temp of ≤90°C
- FCC Title 47 CFR Part 15
- Surge Protection (2 KV)

INSTALLATION:

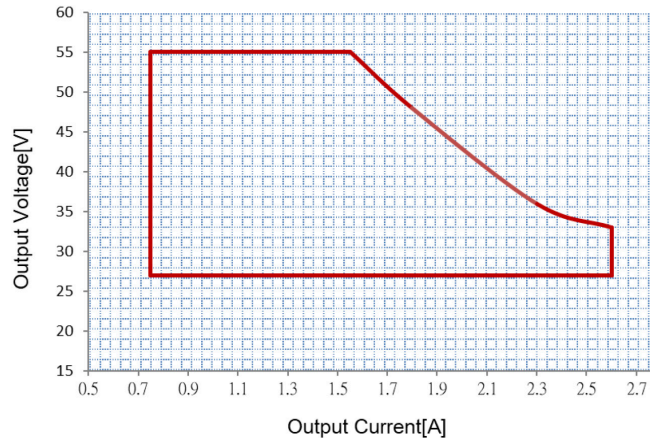
- Max Remote installation distance is 18 ft
- LED driver cases should be grounded
- LED drivers shall be installed inside electrical enclosures
- 18 AWG 600V/105C tinned stranded copper lead-wires are required for installation



*AC Electronics/ACE LEDS warrants to the purchaser that each LED Driver will be free from defects in material or workmanship for a period of 10 years when operated at max case temp of up to ≤75°C; 5 years from date of manufacture when operated at a max case temp of up to ≤90°C when properly installed and under normal conditions of use. See aceleds.com for complete warranty policy.

For questions or to place an order contact us at oemsales@aceleds.com or 800-375-6355 or your local WPG American Sales representative at inquiry@wpgamericas.com or 888-WPG8881

IOUT/VOUT CURVE



OUTPUT CURRENT CODE LIST

Current Value (mA)	Correspond Iout Code				Current Value (mA)	Correspond Iout Code			
	Location					Location			
	0	1	2	3		0	1	2	3
750	02	EE	00	0D	1750	06	D6	00	0D
800	03	20	00	0D	1800	07	08	00	0D
850	03	52	00	0D	1850	07	3A	00	0D
900	03	84	00	0D	1900	07	6C	00	0D
950	03	B6	00	0D	1950	07	9E	00	0D
1000	03	E8	00	0D	2000	07	D0	00	0D
1050	04	1A	00	0D	2050	08	02	00	0D
1100	04	4C	00	0D	2100	08	34	00	0D
1150	04	7E	00	0D	2150	08	66	00	0D
1200	04	B0	00	0D	2200	08	98	00	0D
1250	04	E2	00	0D	2250	08	CA	00	0D
1300	05	14	00	0D	2300	08	FC	00	0D
1350	05	46	00	0D	2350	09	2E	00	0D
1400	05	78	00	0D	2400	09	60	00	0D
1450	05	AA	00	0D	2450	09	92	00	0D
1500	05	DC	00	0D	2500	09	C4	00	0D
1550	06	0E	00	0D	2550	09	F6	00	0D
1600	06	40	00	0D	2600	0A	28	00	0D
1650	06	72	00	0D	2600 OFF	0A	28	01	0D
1700	06	A4	00	0D					

Note: For drivers containing Revision C of their firmware (contact factory for date code of implementation), it is also possible to adjust the minimum dimming level and the dimming speed by programming the location 2.

For questions or to place an order contact us at oemsales@aceleds.com or 800-375-6355 or your local WPG American Sales representative at inquiry@wpgamericas.com or 888-WPG8881

PROGRAMMABLE DRIVER OPTIONS (APP NOTE)

Put the programmable wand above the NFC mark of the driver to start programming

CONTROL THE IOUT WITH THE PROGRAMMING WAND. DOWNLOAD SOFTWARE FROM <http://www.aceleds.com/programmable.php>



All programmable drivers accept a 16-bit hexadecimal code to program the output current (Iout) of the driver. The Iout programming codes are documented in the computer based-programming software (ST-TOOLS.exe) or from the driver's IOUTCODE.pdf file. The Locations below 0, 1, 2, 3 contain the basic code for a specific output current value (example 0A 28 00 0D = 2600 mA for AC85CD2.6APOLD).

Location | 0 | 1 | **2** | 3 |

Value | 00 | 00 | **00** | 00 |

This adjustment is made by modifying location 2 of the programming code while keeping the other locations set for the desired output current. Specifically, the location 2 values are defined as:

Linear Dimming:

- **00** => Dim to 1%, Speed \leq 1.0 sec
- **01** => Dim-To-OFF, Speed \leq 1.0 sec
- **02** => Dim to 10%, Speed \leq 1.0 sec

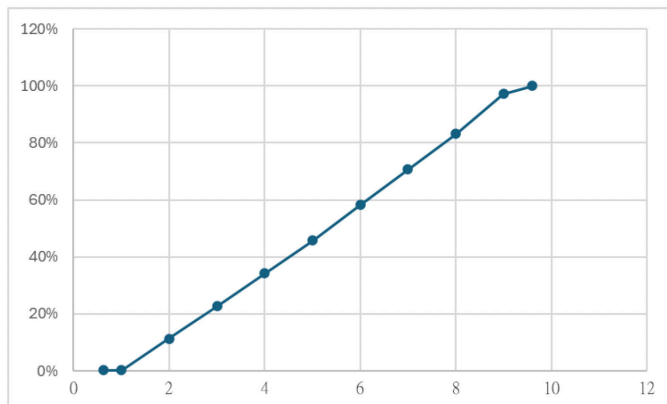
Logarithmic Dimming:

- **10** => Dim to 1%, Speed \leq 1.0 sec
- **11** => Dim-To-OFF, Speed \leq 1.0 sec
- **12** => Dim to 10%, Speed \leq 1.0 sec

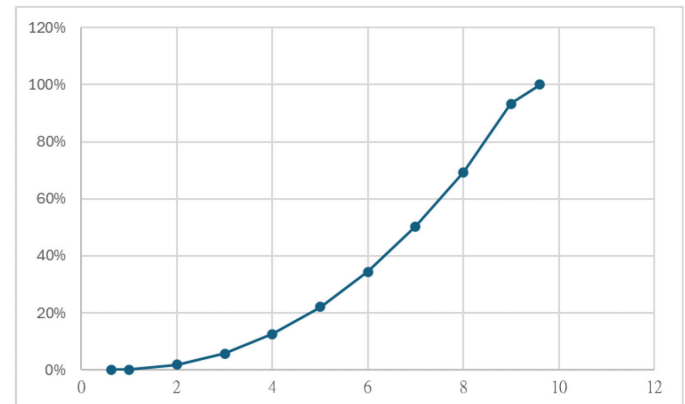
As an example, if the programming code value of 0A 28 00 0D is programmed, the output current will be 2600 mA, and the driver will dim to 1% and the dimming speed will be \leq 1.0 sec. If the programming code of 0A 28 01 0D is programmed, the output current will be 2600 mA, and the driver will dim to off and the dimming speed will be \leq 1.0 sec.

DIMMING CURVE

LINEAR DIMMING



LOGARITHMIC DIMMING



For questions or to place an order contact us at oemsales@aceleds.com or 800-375-6355 or your local WPG American Sales representative at inquiry@wpgamericas.com or 888-WPG8881